



Precision. Quality. Reliability.



PISTON ASSEMBLY



Reliable Engineering House

Mumbai, INDIA

reliableengg.com

PISTON ASSEMBLY



PISTONS • PISTON RINGS • PISTON PINS • CIRCLIPS

PISTONS

- Gravity Die Cast
- Casting on Table Top Dies with Runner and Riser & Tilt Arrangement
- Precision Machining on SPM and CNC, including Oval Turning on a Camless CNC Turning Center
- Heat Treated in an electric furnace for enhanced Hardness



PISTON RINGS

- Available in SG iron, SG Moly, Alloyed Cast Iron, High Strength Steel
- Available coatings in Chrome, Moly, Nitriding, Titanium (Golden)
- Oil rings available with Springs, 3 Piece, and DVM Steel Type
- Barrel Honed for a Light-Tight Seal
- Chrome Plating of 100-130 microns
- SS Differential Spring with Optimal Tension, Reducing Oil Consumption



PISTON PINS

- Made of Case Hardened Steel (16MnCr5, 20MnCr5, 15MnCr3)
- Hardness: 55-65 HRC, Case Depth: 0.80-1.00 mm
- Surface finish of 0,2Ra to 0,8Ra for smooth operation



PISTONS / PISTON ASSLY



PISTONS
PISTON RINGS
PISTON PIN / GUDGEON PINS

PISTONS:

Pistons are mainly made of Aluminium. Cast Iron Pistons used in some applications are also made by us like for brake air compressors.

PISTONS AVAILABLE IN :

Normal/Alfin (Ring Carrier) Type / Shims Type, Tin Plated, Black Graphite Coated, Top Anodized



Alfin Type

Tin Plated



Graphite Coated

Anodized



Aluminium Pistons are made from gravity die casting. Molten Aluminium alloy is poured into a table top steel die which has runner and riser to keep out the impurities from the main casted piston.

A variety of alloys are used for the pistons depending upon the application and use of the piston. Silicon, Copper, Nickel and Magnesium are mainly part of the alloy.

The Piston after proof machining has to be heat treated in furnace. The piston is then machined to accurate size on the principal of center to center with reference to the central axis of the piston.

Most pistons are cam turned to achieve ovality. The alloy of the Piston must be wear resistant, have good thermal conductivity, a good design to keep the piston from over heating.

PISTON RINGS :

Cast Iron Rings are individually casted and cam turned to accurate size. The thickness is grinded on double disc grinder. They are all wear resistant and ensure maximum sealing. SG Iron Rings are centrifugally barrel casted and heat treated.

Top & Oil Chrome Rings are chrome plated 100 microns. They are all barrel horned/outside grinded to have super sealing in the Cylinder.

Oil Rings with profile grinded are also available. The cast iron alloy has Nickel, Chromium, Molybdenum etc. making them wear resistant and not to loose tension at high temperature.

PISTON PINS / GUDGEON PINS / WRIST PINS :

In an important part of the Piston Assy. Most piston accidents take place because of breaking of the pins.

The pins are normally made from 16 MnCr3 or 20 MnCr5. Newer alloys also are used for the pin depending on application. They are case hardened to around 60 HRC and depth of about 1mm only. The outside crust should be hardened in induction furnace. If not pin are likely to break in the high speed working of the engine. Pins are available in "Free Floating", "Thumb Push" or "Tight Fit" category.



INSPECTION & QUALITY CONTROL



MEASURING INSTRUMENTS




PROFILE PROJECTOR



HARDNESS TESTER

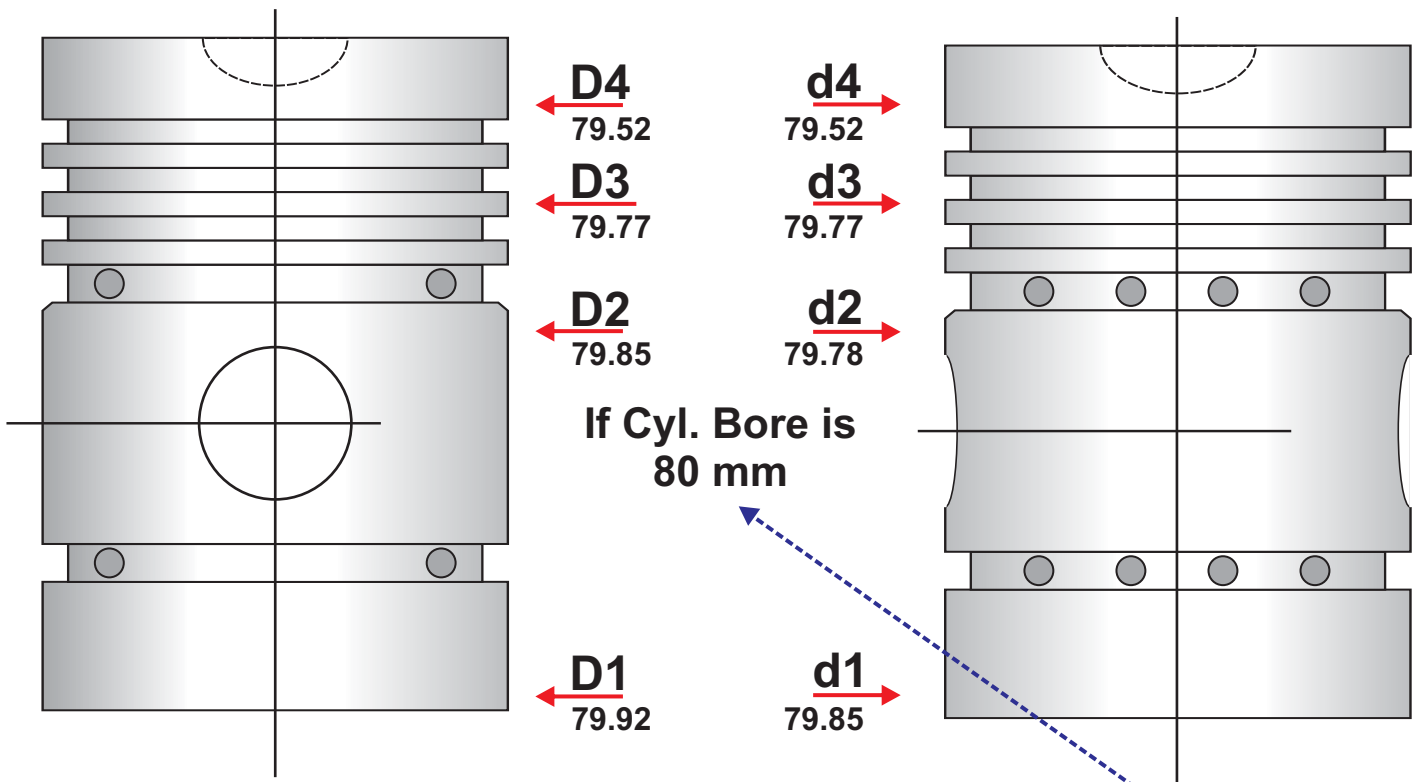
PISTON CASTING PROCESS



CNC MACHINE SHOP



OVAL TURNED PISTON



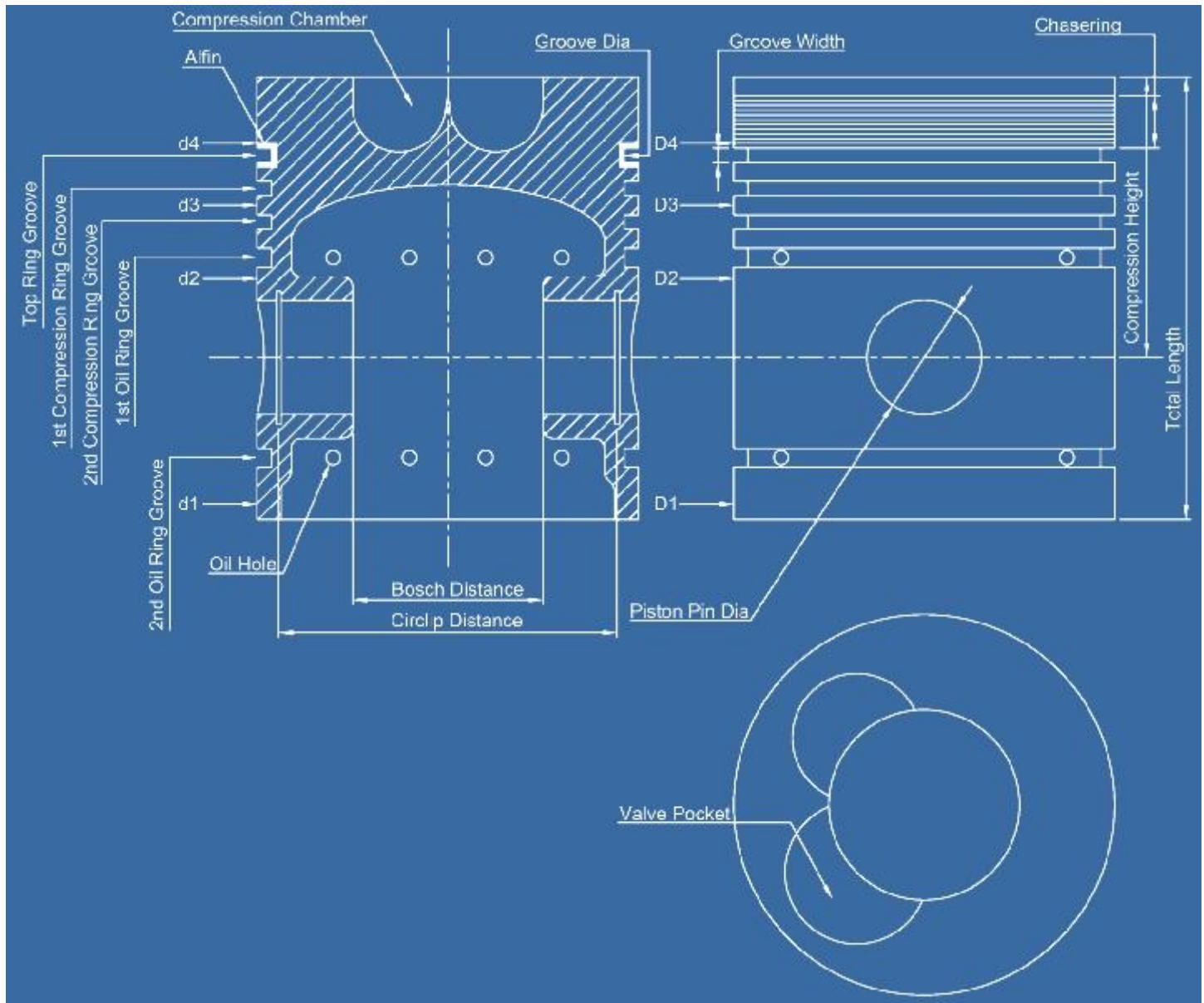
A piston is oval shaped as explained above. We have a CAMLESS CNC TURNING CENTER in which we can directly program the oval shape of the piston. We directly program the oval shape of the piston in the computer as shown below. Later this is transferred to the CAMLESS CNC TURNING CENTER for production. The intricate DRUM SHAPE and complicated CAM design is achieved by this process.

CAM DESIGNING



CAMLESS CNC TURNING CENTER





PISTONS

- ♦ Gravity Die Cast
- ♦ Casting on Table Top Dies with Runner and Riser & Tilt Arrangement
- ♦ Precision Machining on SPM and CNC, including Oval Turning on a Camless CNC Turning Center
- ♦ Heat Treated in an electric furnace for enhanced Hardness

PISTON PINS

- ♦ Made of Case Hardened Steel (16MnCr5, 20MnCr5, 15MnCr3)
- ♦ Hardness: 55-65 HRC, Case Depth: 0.80-1.00 mm
- ♦ Surface finish of 0.2Ra to 0.8Ra for smooth operation

PISTONS PACKING





Quality Promise

50+ YEARS OF
EXPERIENCE




SUPPLYING IN OVER
40 COUNTRIES

CERTIFIED
ISO 9001:2015




100% TESTING FOR
ZERO REJECTION



ISO 9001:2015 CERTIFIED COMPANY

Reliable Engineering House

Office No. 201, Plot No. 8, Cama Industrial Estate, Goregaon (East), Mumbai 400 063, INDIA.
Mobile: +91 91378 33188
Email: hercules@reliableengg.com / Website: www.reliableengg.com



PISTON FOR DEUTZ	PISTON FOR DEUTZ	PISTON FOR DEUTZ
		
For DEUTZ 3R FL912 Bore:100mm Pin: 35mm Rings: 3 + 2.5 + 5	For DEUTZ 4R FL912 Bore:100mm Pin: 35mm Rings: 3 + 2.5 + 2.5 + 5	For DEUTZ 3R FL912(Anodized) Bore:100mm Pin: 35mm Rings: 3 + 2.5 + 5
PISTON FOR DEUTZ	PISTON FOR DEUTZ	PISTON FOR DEUTZ
		
For DEUTZ FL912 4R Bore: 100.00mm POCKET ON CAM Rings. 3.00T + 2.50 + 2.50 + 5.00	For DEUTZ 4R FL913 Bore:102mm Pin: 40mm Rings: 3.0K + 2.5 + 2.5 + 5	For DEUTZ FL 511 Bore: 100mm Pin: 35 mm Rings: 3.0 + 2.5 + 5.0
PISTON FOR DEUTZ	PISTON FOR DEUTZ	PISTON FOR DEUTZ
		
For DEUTZ FL612 Bore: 90mm Pin: 35mm Rings: 2.5 + 2.5 + 2.5 + 5 + 5	For DEUTZ FL514 (84R) Bore:110mm Pin: 40mm Rings: 3 + 3 + 3 + 6 + 6	For DEUTZ FL712 Bore:95mm Pin: 35mm Rings: 2.5 + 2.5 + 2.5 + 5
PISTON FOR DEUTZ	PISTON FOR DEUTZ	
		
For DEUTZ FL812D Bore:95mm Pin: 35mm Rings: 2.5 + 2.5 + 2.5 + 5 Steel insert	For DEUTZ FL812 Bore:95mm Pin: 30mm Rings: 2.5 + 2.5 + 2.5 + 5	



Reliable Engineering House

MANUFACTURERS EXPORTERS OF ENGINE PARTS FOR
AUTOMOBILES, TRACTORS & DIESEL ENGINES
AN ISO 9001:2015 CERTIFIED COMPANY

PISTON

We also manufacturer many other Piston so please ask.

We also manufacturer Piston as per customers specifications.

Part Nos. / References are given only for cross reference

REH. NO.	MAKE	MODEL	BORE	REF.NO./PART NO./DETAILS
AIR COMPRESSOR				
14423	WESTINGHOUSE		75MM	
14001	MERCEDES Compressor for OM-314, OM-352, OM-352A MOTOR 17360	CAST IRON 4 RINGS	77 MM	MAHLE PT.NO. 04110
14234	MERCEDES Compressor	WABCO 3 RINGS	85 MM	2 CYL.
14256	KNORR-BREMSE (MWM) Compressor LP 1828, LP 1836, LP 1841, LP 1865, LP 1866	FOR MERCEDES OM-355 4 RINGS	88 MM	KS-94070600
14257	KNORR-BREMSE (MWM) Compressor LP 1828, LP 1836, LP 1841, LP 1865, LP 1866	FOR MERCEDES OM-355 3 RINGS	88 MM	KS-94082600 / MAHLE PART NO.1453000
14263	WESTING HOUSE (WABCO) Compressor 4/1010, 4/1012, 4/1026	FOR MERCEDES 3 RINGS	90 MM	MAHLE PT.NO.2053600
14235	MERCEDES -WESTING HOUSE (WABCO) Compressor Motor 470360	FOR MERCEDES OM-314, OM-352, OM-352A 3 RINGS	94 MM	
14271	MERCEDES Water Cooled	Short Piston 4 RINGS	90 MM	Full Black Finish
14249	MERCEDES Air Cooled	Short Piston 4 RINGS	90 MM	Skirt Graphited Finish
14297	MERCEDES BENZ	MERCEDES BENZ	90 MM	WATER COOLED 3/R
14298	MERCEDES BENZ	OM-401, 402, 407	90 MM	(4R) WATER COOLED
14250	MERCEDES Air Cooled		100 MM	Skirt Graphited Finish
14390	MERCEDES	OM401/402/ A, OM441/LA, OM442/A/LA	100 MM	
14415	KNORR-BREMSE (MWM) Compressor REANULT		78 MM	3 RINGS PIN = 18MM
14680	KOMPRESSOR	D 2530, D2538, D2555, D 2556, D 2566, D 2840, D 2865, D 2866, D 2876 OM 401, OM 402, OM 403, OM 404, OM 407, OM 409, OM 421, OM 422, OM 423, OM 424, OM 442	90.000 MM	MH. No. 0041500
14681	KOMPRESSOR	OM 447	90.000 MM	MH. No.-0041200



Reliable Engineering House

MANUFACTURERS EXPORTERS OF ENGINE PARTS FOR
AUTOMOBILES, TRACTORS & DIESEL ENGINES
AN ISO 9001:2015 CERTIFIED COMPANY

REH. NO.	MAKE	MODEL	BORE	REF.NO./PART NO./DETAILS
14682	KOMPRESSOR	D 0836.LUH 01 02 D 2840 I F 20, I F 21, I F 24 D 2866.LF 20-32, LF 34-11, LF 43, LF 45, LUH 23-25, LUH 27 28, LUH 30 D 2876 I F 01-14, I F 17, LF 20 E 2866.DUH 01-03, LUH 01-02 OM 402.971 OM 501 I A, OM 502 I A, OM 541 LA, OM 542 LA	100.000 MM	MH. No. 0042600
14303	BENDIX	IF-400	52.390 MM	4 GROOVES CAST IRON
14304	BENDIX	TF-500	63.50 MM	5 GROOVES CAST IRON
14305	BENDIX	TF 500	63.50 MM	5 GROOVES ALUMINIUM
14306	BENDIX	TF-501	66.67 MM	3 GROOVES CAST IRON
14307	BENDIX	TF-501	66.67 MM	3 GROOVES ALUMINIUM
14308	BENDIX	IF-550	70.64 MM	5 GROOVES CAST IRON
14309	BENDIX	TF-550	70.64 MM	5 GROOVES ALUMINIUM
14421	BENDIX		80MM	643 D313
14185	BEDFORD	J-6	66.52 MM	AIR COMPRESSOR BLOCK
14998	FINI	COMPRESSOR		416025017
14999	FINI	COMPRESSOR		413141902
15000	FINI	COMPRESSOR		413146030
14310	MIDLAND	1300	69.85 MM	3 GROOVES CAST IRON
14311	MIDLAND	1300	69.85 MM	3 GROOVES ALUMINIUM
14312	MIDLAND	1300	69.85 MM	5 GROOVES CAST IRON
14313	CLAYTON DEWANDRE	6CF / 9CF / SC6	66.675 MM	ALUMINIUM LENGTH-41.92
14314	CLAYTON DEWANDRE	6CF / 9CF / SC6	66.675 MM	ALUMINIUM LENGTH-41.20
14422	HAVA		92MM	
14315	HOWO (CHINA)		90 MM	
14416	UNKNOWN	CAST IRON PISTON	52 MM	LENGTH 70MM, PIN = 18MM, RINGS = 2+2+2+3.15
14417	UNKNOWN	29P, 30P, 36P, 236P, 237P	75 MM	LENGTH 65MM, PIN = 15MM, RINGS = 3+3+5
14418	UNKNOWN	29P, 30P, 36P, 236P, 237P	75 MM	LENGTH 65MM, PIN = 18MM, RINGS = 3+3+5
14419	UNKNOWN	ALUMINIUM PISTON	105 MM	LENGTH 70MM, PIN = 18MM, RINGS = 3+3+4
REH. NO.	MAKE	MODEL	BORE	REF.NO./PART NO./DETAILS
	ENGINES			
14113	AJIT	95	95 MM	
14943	ALFA ROMEO		84.00MM	3 RINGS
14596	ANDORIA	LUBLIN 4CT90	90MM	
14114	ANDORIA	S-231	102 MM	
14115	ANDORIA	S-320	120 MM	
14116	ANDORIA	S 321	135 MM	
14153	ARMSTRONG	SIDDL EY 6/8	107.95 MM	
14154	ARMSTRONG	SIDDL EY 10/20	107.95 MM	
14155	ASAA	F-140	140 MM	
14599	BAJAJ	M-50	10.000 MM	
14600	BAJAJ	M 80	47.000 MM	
14601	BAJAJ	KAWASAKI KB-100	49.500 MM	



Reliable Engineering House

MANUFACTURERS EXPORTERS OF ENGINE PARTS FOR
AUTOMOBILES, TRACTORS & DIESEL ENGINES
AN ISO 9001:2015 CERTIFIED COMPANY

REH. NO.	MAKE	MODEL	BORE	REF.NO./PART NO./DETAILS
14602	BAJAJ	CUB	50.000 MM	
14603	BAJAJ	SUPER	57.000 MM	
14604	BAJAJ	2W	57.000 MM	
14605	BAJAJ	3W	57.000 MM	
18018	BEDFORD	J6	103.19 MM	069 03.00
14184	BEDFORD	500	115.88 MM	350262, 069 32.00
14963	BELARUS	MTZ 50	110.000MM	
14606	BERNARD	BERNARD-70	70.000 MM	
18019	BMC	LEYLAND	98.000 MM	
14226	BRIGGS & STRATON	BS-3	60.25 MM	
14227	BRIGGS & STRATON	BS 5	65 MM	
14228	BERNARD	BN-3	62 MM	
14229	BERNARD	BN-4	64 MM	
14230	BERNARD	BN-5	69 MM	
14186	BUKH	EV-100	100 MM	
14187	BUKH	105	105 MM	
14188	BUKH	GH-130	130 MM	
14597	CATERPILLAR		95.25MM	FP1654262
18020	CATERPILLAR	3054 (PERKINS)	98.48 MM	U5L10011, 4W-5819
18021	CATERPILLAR	3054 (PERKINS)	100 MM	PERKINS 1104C
18022	CATERPILLAR	3066 / S6KT	102 MM	OE No.517537
18023	CATERPILLAR	3114 / 3116	105 MM	7F3428 / 7C5668
14914	CATERPILLAR	3116	105 MM	614248 (CROWN)
14915	CATERPILLAR	3116	105 MM	1077545 (CROWN)
14916	CATERPILLAR	3116	105 MM	1077553 (CROWN)
14917	CATERPILLAR	3116	105 MM	2382716 (SKIRT)
14918	CATERPILLAR	3126	109.982 MM	1334983 (CROWN)
14919	CATERPILLAR	3126	109.982 MM	1335044 (CROWN)
14920	CATERPILLAR	3126	109.982 MM	1504621 (CROWN)
14921	CATERPILLAR	3126	109.982 MM	2382726 (SKIRT)
14918	CATERPILLAR	D-330 (1 CYL.)	114.30MM	2M 5558
14345	CATERPILLAR	3304 / 3306	120.65 MM	MAHAI F NO 127 57 00
14946	CATERPILLAR		120.65MM	8N 3102
14947	CATERPILLAR	3304 / 3306	120.65MM	8N 3102
18024	CATERPILLAR	D-3306	120.65MM	FP-165 4262
18025	CATERPILLAR	3408 / 3412	137.160 MM	9Y7212
14908	CATERPILLAR	3406	137.160 MM	7C2888 (CROWN)
14909	CATERPILLAR	3406	137.160 MM	1495566 (CROWN)
14910	CATERPILLAR	3406	137.160 MM	1300241 (SKIRT)
14911	CATERPILLAR	3406-E2	137.160 MM	1807352 (CROWN)
14912	CATERPILLAR	3406 E2	137.160 MM	2250115 (CROWN)
14913	CATERPILLAR	3406-F2	137.160 MM	1326663 (SKIRT)
14922	CATERPILLAR	C15		2485516 (CROWN)
14923	CATERPILLAR	C15		2485514 (SKIRT)
14924	CATERPILLAR	C12		1442948 (CROWN)
14925	CATERPILLAR	C12		2382712 (SKIRT)
14926	CATERPILLAR	C9	137.16 MM	1979345 (CROWN)
14927	CATERPILLAR	C9	137.16 MM	1979368 (CROWN)
14928	CATERPILLAR	C9	137.16 MM	324/380 (SKIRT)
14944	CATERPILLAR		137.16MM	7E 0305
14945	CATERPILLAR		137.16MM	9Y 4004
14579	CHINA	Z170F / CD	70MM	
14580	CHINA	Z175F / CD175	75MM	
14581	CHINA	SWAN	70MM	
14582	CHINA	R170A / RA170	70MM	
14583	CHINA	R175A/RA175	75MM	



Reliable Engineering House

MANUFACTURERS EXPORTERS OF ENGINE PARTS FOR
AUTOMOBILES, TRACTORS & DIESEL ENGINES
AN ISO 9001:2015 CERTIFIED COMPANY

REH. NO.	MAKE	MODEL	BORE	REF.NO./PART NO./DETAILS
14584	CHINA	R180/RA180/Z180F	80MM	
14585	CHINA	R175	75MM	FLAT TOP
14586	CHINA	R180	80MM	
14587	CHINA	REH 180	80MM	
14588	CHINA	S195	95MM	
14589	CHINA	S1100	100MM	
14590	CHINA	S1105	105MM	
14591	CHINA	S1110	110MM	
14592	CHINA	S1115	115MM	
14593	CHINA	ZH1115	115MM	
14594	CHINA	ZS1125	125MM	
14595	CHINA	TRACTOR	80MM	4 CYL
14424	CITRON	AX	75MM	
14460	CUMMINS	B - SERIES	102MM	3903356 - SINGLE ALFIN TYPE
14458	CUMMINS	B - SERIES	102MM	3903579 - SINGLE ALFIN TYPE
14461	CUMMINS	B - SERIES	102MM	3903582 - SINGLE ALFIN TYPE
14459	CUMMINS	B - SERIES	102MM	3903655 - SINGLE ALFIN TYPE
14466	CUMMINS	B - SERIES	102MM	3906208 - NO ALFIN
14467	CUMMINS	B - SERIES	102MM	3906209 - NO ALFIN
14470	CUMMINS	B - SERIES	102MM	3906221 - NO ALFIN
14469	CUMMINS	B - SERIES	102MM	3906222 - NO ALFIN
14468	CUMMINS	B - SERIES	102MM	3906223 - NO ALFIN
14465	CUMMINS	B - SERIES	102MM	3906363 - NO ALFIN
14457	CUMMINS	B - SERIES	102MM	3907163 - SINGLE ALFIN TYPE
14462	CUMMINS	B - SERIES	102MM	3908035 - SINGLE ALFIN TYPE 0.50MM
14463	CUMMINS	B - SERIES	102MM	3908036 - SINGLE ALFIN TYPE 1.00MM
14455	CUMMINS	B - SERIES	102MM	3908814 - SINGLE ALFIN TYPE 0.50MM
14456	CUMMINS	B - SERIES	102MM	3908815 - SINGLE ALFIN TYPE
14464	CUMMINS	B - SERIES	102MM	3908816 - SINGLE ALFIN TYPE 1.00MM
14451	CUMMINS	B - SERIES - INDIA	102MM	3917619 - SINGLE ALFIN TYPE, ANODISED STD
14442	CUMMINS	B - SERIES - INDIA	102MM	3919040 - SINGLE ALFIN TYPE
14443	CUMMINS	B - SERIES - INDIA	102MM	3919041 - SINGLE ALFIN TYPE
14444	CUMMINS	B - SERIES - INDIA	102MM	3919042 - SINGLE ALFIN TYPE
14445	CUMMINS	B - SERIES - INDIA	102MM	3919043 - SINGLE ALFIN TYPE
14446	CUMMINS	B - SERIES - INDIA	102MM	3919044 - SINGLE ALFIN TYPE
14447	CUMMINS	B - SERIES - INDIA	102MM	3919045 - SINGLE ALFIN TYPE
14448	CUMMINS	B - SERIES - INDIA	102MM	3919047 - SINGLE ALFIN TYPE
14449	CUMMINS	B - SERIES - INDIA	102MM	3919048 - SINGLE ALFIN TYPE
14454	CUMMINS	B - SERIES - INDIA	102MM	3922571 - SINGLE ALFIN TYPE, STD
14450	CUMMINS	B - SERIES - INDIA	102MM	3928673 - SINGLE ALFIN TYPE
14452	CUMMINS	B - SERIES - INDIA	102MM	3928674 - SINGLE ALFIN TYPE, ANODISED 0.50MM
14453	CUMMINS	B - SERIES - INDIA	102MM	3928675 - SINGLE ALFIN TYPE, ANODISED 1.00MM
14473	CUMMINS	C - SERIES	114MM	3356408 - DOUBLE ALFIN TYPE, ANODISED
14475	CUMMINS	C - SERIES	114MM	3917707 - DOUBLE ALFIN TYPE, ANODISED
14474	CUMMINS	C - SERIES	114MM	3919246 - DOUBLE ALFIN TYPE



Reliable Engineering House

MANUFACTURERS EXPORTERS OF ENGINE PARTS FOR
AUTOMOBILES, TRACTORS & DIESEL ENGINES
AN ISO 9001:2015 CERTIFIED COMPANY

REH. NO.	MAKE	MODEL	BORE	REF.NO./PART NO./DETAILS
14476	CUMMINS	C - SERIES	114MM	3919247 - DOUBLE ALFIN TYPE, ANODISED
14477	CUMMINS	C - SERIES	114MM	3919564 - DOUBLE ALFIN TYPE
14478	CUMMINS	C - SERIES	114MM	3919565 - DOUBLE ALFIN TYPE
14479	CUMMINS	C - SERIES	114MM	3919566 - DOUBLE ALFIN TYPE, ANODISED
14480	CUMMINS	C - SERIES	114MM	3919567 - DOUBLE ALFIN TYPE
14482	CUMMINS	C - SERIES	114MM	3923163 - DOUBLE ALFIN TYPE
14483	CUMMINS	C - SERIES	114MM	3923164 - DOUBLE ALFIN TYPE
14484	CUMMINS	C - SERIES	114MM	3923165 - DOUBLE ALFIN TYPE
14481	CUMMINS	C - SERIES	114MM	3923127 - DOUBLE ALFIN TYPE
14471	CUMMINS	C - SERIES	114MM	3928526 - DOUBLE ALFIN TYPE
14472	CUMMINS	C - SERIES	114MM	3929161 - DOUBLE ALFIN TYPE
14485	CUMMINS	C - SERIES	114MM	4019886 - DOUBLE ALFIN TYPE, ANODISED
14498	CUMMINS	L10	125.000MM	304448
14495	CUMMINS	1 MG Generator	158.999MM	3070702 - DOUBLE ALFIN TYPE, PHOSPHATED, ANODISED, SKIRT GRAPHITE
14496	CUMMINS	1 MG Generator	158.999MM	3070703 - DOUBLE ALFIN TYPE, PHOSPHATED, ANODISED, SKIRT GRAPHITE
14497	CUMMINS	1 MG Generator	158.999MM	3070704 - DOUBLE ALFIN TYPE, PHOSPHATED, ANODISED, SKIRT GRAPHITE
14498	CUMMINS	1 MG Generator	158.999MM	3070705 - DOUBLE ALFIN TYPE, PHOSPHATED, ANODISED, SKIRT GRAPHITE
14499	CUMMINS	1 MG Generator	158.999MM	3070706 - DOUBLE ALFIN TYPE, PHOSPHATED, ANODISED, SKIRT GRAPHITE
14500	CUMMINS	1 MG Generator	158.999MM	3070707 - DOUBLE ALFIN TYPE, PHOSPHATED, ANODISED, SKIRT GRAPHITE
14501	CUMMINS	1 MG Generator	158.999MM	3070708 - DOUBLE ALFIN TYPE, PHOSPHATED, ANODISED, SKIRT GRAPHITE
14486	CUMMINS	1 MG Generator	158.999MM	3096679 - DOUBLE ALFIN TYPE, PHOSPHATED, ANODISED, SKIRT GRAPHITE
14487	CUMMINS	1 MG Generator	158.999MM	3096680 - DOUBLE ALFIN TYPE, PHOSPHATED, ANODISED, SKIRT GRAPHITE
14488	CUMMINS	1 MG Generator	158.999MM	3096681 - DOUBLE ALFIN TYPE, PHOSPHATED, ANODISED, SKIRT GRAPHITE
14489	CUMMINS	1 MG Generator	158.999MM	3096682 - DOUBLE ALFIN TYPE, PHOSPHATED, ANODISED, SKIRT GRAPHITE
14490	CUMMINS	1 MG Generator	158.999MM	3096683 - DOUBLE ALFIN TYPE, PHOSPHATED, ANODISED, SKIRT GRAPHITE
14491	CUMMINS	1 MG Generator	158.999MM	3096684 - DOUBLE ALFIN TYPE, PHOSPHATED, ANODISED, SKIRT GRAPHITE



Reliable Engineering House

MANUFACTURERS EXPORTERS OF ENGINE PARTS FOR
AUTOMOBILES, TRACTORS & DIESEL ENGINES
AN ISO 9001:2015 CERTIFIED COMPANY

REH. NO.	MAKE	MODEL	BORE	REF.NO./PART NO./DETAILS
14492	CUMMINS	1 MG Generator	158.999MM	3096685 - DOUBLE ALFIN TYPE, PHOSPATED, ANODISED, SKIRT GRAPHITE
14494	CUMMINS	1 MG Generator	158.999MM	3630913 - DOUBLE ALFIN TYPE, PHOSPATED, ANODISED, SKIRT GRAPHITE
14493	CUMMINS	1 MG Generator	158.999MM	3630916 - DOUBLE ALFIN TYPE, PHOSPATED, ANODISED, SKIRT GRAPHITE
14502	CUMMINS	K/KT - SERIES	158.999MM	3004730 - SINGLE ALFIN TYPE
14503	CUMMINS	K/KT - SERIES	158.999MM	3026270 - SINGLE ALFIN TYPE
14504	CUMMINS	K/KT - SERIES	158.999MM	3235858 - SINGLE ALFIN TYPE
14505	CUMMINS	K/KT - SERIES	158.999MM	3235859 - SINGLE ALFIN TYPE
14506	CUMMINS	K/KT - SERIES	158.999MM	3235860 - SINGLE ALFIN TYPE
14507	CUMMINS	K/KT - SERIES	158.999MM	3235861 - SINGLE ALFIN TYPE
14511	CUMMINS	NH	5.125"	199821 - SINGLE ALFIN TYPE
14510	CUMMINS	NH	5.125"	199822 - SINGLE ALFIN TYPE
14508	CUMMINS	NH	5.125"	200710 - SINGLE ALFIN TYPE
14516	CUMMINS	NH	5.125"	200730 - SINGLE ALFIN TYPE
14512	CUMMINS	NH	5.125"	453477 - SINGLE ALFIN TYPE
14515	CUMMINS	NH	5.125"	3226007 - SINGLE ALFIN TYPE
14509	CUMMINS	NH	5.125"	3877217 - SINGLE ALFIN TYPE
14514	CUMMINS	NH	5.125"	RD1210 - SINGLE ALFIN TYPE
14513	CUMMINS	NH	5.125"	RD1230 - SINGLE ALFIN TYPE
14572	CUMMINS	NT	5.5"	166630 - SINGLE ALFIN TYPE
14522	CUMMINS	NT	5.5"	167740 - SINGLE ALFIN TYPE, TOP POCKET
14533	CUMMINS	NT	5.5"	175770 - SINGLE ALFIN TYPE, TOP POCKET
14534	CUMMINS	NT	5.5"	199619 - SINGLE ALFIN TYPE, TOP POCKET
14521	CUMMINS	NT	5.5"	200577 - SINGLE ALFIN TYPE, TOP POCKET
14575	CUMMINS	NT	5.5"	214700 - NO ALFIN, SKIRT PAD MILLING
14574	CUMMINS	NT	5.5"	214710 - NO ALFIN, SKIRT PAD MILLING
14561	CUMMINS	NT	5.5"	215420 - SINGLE ALFIN TYPE
14562	CUMMINS	NT	5.5"	218520 - SINGLE ALFIN TYPE
14564	CUMMINS	NT	5.5"	3017348 - SINGLE ALFIN TYPE, TOP POCKET
14565	CUMMINS	NT	5.5"	3017349 - SINGLE ALFIN TYPE, TOP POCKET
14563	CUMMINS	NT	5.5"	3017551 - SINGLE ALFIN TYPE, TOP POCKET
14567	CUMMINS	NT	5.5"	3020944 - SINGLE ALFIN TYPE, TOP POCKET
14566	CUMMINS	NT	5.5"	3023102 - SINGLE ALFIN TYPE, TOP POCKET
14568	CUMMINS	NT	5.5"	3025516 - SINGLE ALFIN TYPE, TOP POCKET
14580	CUMMINS	NT	5.5"	3026007 - SINGLE ALFIN TYPE
14573	CUMMINS	NT	5.5"	3028028 - NO ALFIN, SKIRT PAD MILLING
14570	CUMMINS	NT	5.5"	3037346 - SINGLE ALFIN TYPE, TOP POCKET



Reliable Engineering House

MANUFACTURERS EXPORTERS OF ENGINE PARTS FOR
AUTOMOBILES, TRACTORS & DIESEL ENGINES
AN ISO 9001:2015 CERTIFIED COMPANY

REH. NO.	MAKE	MODEL	BORE	REF.NO./PART NO./DETAILS
14529	CUMMINS	NT	5.5"	3040097 - DOUBLE ALFIN TYPE, SKIRT PAD MILLING
14579	CUMMINS	NT	5.5"	3042320 - SINGLE ALFIN TYPE, TOP POCKET
14532	CUMMINS	NT	5.5"	30447711 - SINGLE ALFIN TYPE, TOP POCKET
14527	CUMMINS	NT	5.5"	30447714 - DOUBLE ALFIN TYPE, SKIRT PAD MILLING
14518	CUMMINS	NT	5.5"	3045948 - DOUBLE ALFIN TYPE, TOP POCKET
14517	CUMMINS	NT	5.5"	3048650 - SINGLE ALFIN TYPE, TOP POCKET
14571	CUMMINS	NT	5.5"	3048716 - SINGLE ALFIN TYPE, TOP POCKET
14526	CUMMINS	NI	5.5"	3048808 - DOUBLE ALFIN TYPE, TOP POCKET
14523	CUMMINS	NT	5.5"	3050365 - DOUBLE ALFIN TYPE, TOP POCKET
14524	CUMMINS	NT	5.5"	3050480 - DOUBLE ALFIN TYPE, TOP POCKET
14525	CUMMINS	NI	5.5"	3050481 - DOUBLE ALFIN TYPE, TOP POCKET
14530	CUMMINS	NT	5.5"	3051213 - DOUBLE ALFIN TYPE, SKIRT PAD MILLING
14531	CUMMINS	NT	5.5"	3051214 - DOUBLE ALFIN TYPE, SKIRT PAD MILLING
14569	CUMMINS	NI	5.5"	3051553 - SINGLE ALFIN TYPE, TOP POCKET
14536	CUMMINS	NT	5.5"	3051554 - SINGLE ALFIN TYPE, TOP POCKET
14537	CUMMINS	NT	5.5"	3051555 - SINGLE ALFIN TYPE, TOP POCKET
14538	CUMMINS	NI	5.5"	3051556 - SINGLE ALFIN TYPE, TOP POCKET
14539	CUMMINS	NT	5.5"	3051557 - SINGLE ALFIN TYPE, TOP POCKET
14535	CUMMINS	NT	5.5"	3051558 - SINGLE ALFIN TYPE, TOP POCKET
14520	CUMMINS	NT	5.5"	3053526 - SINGLE ALFIN TYPE, TOP POCKET
14528	CUMMINS	NT	5.5"	3058363 - DOUBLE ALFIN TYPE, SKIRT PAD MILLING
14519	CUMMINS	NT	5.5"	3069212 - DOUBLE ALFIN TYPE, TOP POCKET
14541	CUMMINS	NT	5.5"	3095701 - SINGLE ALFIN TYPE, TOP POCKET
14542	CUMMINS	NT	5.5"	3095702 - SINGLE ALFIN TYPE, TOP POCKET
14543	CUMMINS	NI	5.5"	3095703 - SINGLE ALFIN TYPE, TOP POCKET
14544	CUMMINS	NT	5.5"	3095704 - SINGLE ALFIN TYPE, TOP POCKET
14545	CUMMINS	NT	5.5"	3095705 - SINGLE ALFIN TYPE, TOP POCKET
14546	CUMMINS	NI	5.5"	3095706 - SINGLE ALFIN TYPE, TOP POCKET



Reliable Engineering House

MANUFACTURERS EXPORTERS OF ENGINE PARTS FOR
AUTOMOBILES, TRACTORS & DIESEL ENGINES
AN ISO 9001:2015 CERTIFIED COMPANY

REH. NO.	MAKE	MODEL	BORE	REF.NO./PART NO./DETAILS
14547	CUMMINS	NT	5.5"	3095707 - SINGLE ALFIN TYPE, TOP POCKET
14548	CUMMINS	NT	5.5"	3095708 - SINGLE ALFIN TYPE, TOP POCKET
14549	CUMMINS	NT	5.5"	3095709 - SINGLE ALFIN TYPE, TOP POCKET
14550	CUMMINS	NT	5.5"	3095710 - SINGLE ALFIN TYPE, TOP POCKET
14551	CUMMINS	NT	5.5"	3095711 - SINGLE ALFIN TYPE, TOP POCKET
14552	CUMMINS	NT	5.5"	3095737 - SINGLE ALFIN TYPE, TOP POCKET
14553	CUMMINS	NT	5.5"	3095738 - SINGLE ALFIN TYPE, TOP POCKET
14554	CUMMINS	NI	5.5"	3095739 - SINGLE ALFIN TYPE, TOP POCKET
14555	CUMMINS	NT	5.5"	3095747 - SINGLE ALFIN TYPE, TOP POCKET
14540	CUMMINS	NT	5.5"	3095749 - SINGLE ALFIN TYPE, TOP POCKET
14556	CUMMINS	NI	5.5"	3095755 - SINGLE ALFIN TYPE, TOP POCKET
14557	CUMMINS	NT	5.5"	3095756 - SINGLE ALFIN TYPE, TOP POCKET
14558	CUMMINS	NT	5.5"	3095757 - SINGLE ALFIN TYPE, TOP POCKET
14559	CUMMINS	NI	5.5"	3095758 - SINGLE ALFIN TYPE, TOP POCKET
14580	CUMMINS	NT	5.5"	3095759 - SINGLE ALFIN TYPE, TOP POCKET
14576	CUMMINS	NT	5.5"	3226008 - SINGLE ALFIN TYPE
14577	CUMMINS	NT	5.5"	3226009 - SINGLE ALFIN TYPE
14578	CUMMINS	NI	5.5"	3226010 - SINGLE ALFIN TYPE
14189	DAEDONG	ND-60	80 MM	
14190	DAEDONG	ND-80	92 MM	
14191	DAEDONG	ND-130	95 MM	
14607	DAEWOO	4D32/A DIESEL		OE No.-MD 013312 OE No.- MD 013325 ALFIN
14950	DAF		104.175MM	KS No. 90547600
14951	DAF		104.775MM	KS No. 91571600
14192	DAF	DH 825	118 MM	
14952	DAF		130.000MM	MH No. 2136310 / KS No. 9444860
14953	DAF		130.000MM	HM No. 00213600
14106	DEUTZ	MAGIRUS 208	80 MM	
14977	DEUTZ	MAGIRUS 210	95.00 MM	
14107	DEUTZ	FL-210	96 MM	
14935	DEUTZ	FM-414	100.00MM	
14934	DEUTZ	FL-612	90.00MM	
14978	DEUTZ	FL-411	92.00 MM	
14941	DEUTZ	FL 712 / 812	95.00MM	
14942	DEUTZ	FL-812D	95.00MM	
14609	DEUTZ	F1L 511 D, F2L 511 D	100.000 MM	MH. No.-0998300
14109	DEUTZ	FL-912	100 MM	3 RINGS
14372	DEUTZ	FL-912	100 MM	4 RINGS
14110	DEUTZ	FL 912	100 MM	NEW TYPE



Reliable Engineering House

MANUFACTURERS EXPORTERS OF ENGINE PARTS FOR
AUTOMOBILES, TRACTORS & DIESEL ENGINES
AN ISO 9001:2015 CERTIFIED COMPANY

REH. NO.	MAKE	MODEL	BORE	REF.NO./PART NO./DETAILS
14608	DEUTZ	BF 6L912, F2L 912 D, F3L 912D, F4L 912 D, F5L 912 D	100.000 MM	MH. No. 0990100
14908	DEUTZ	FL-912W	100mm	
14610	DEUTZ	BF 6L 913 C	102.000 MM	MH. No.-0990300
14611	DEUTZ	F3L 913 D, E4L 913	102.000 MM	MH. No.-0993600
14612	DEUTZ	F3L 913 D, F3L 913 H, F3L 913 M, F4L 913, F4L 913 H, F4L 913 M, F6L 913 H, F6L 913 M	102 000 MM	MH. No -0994300
14112	DEUTZ	FL-511/FL-611/AL-611	110 MM	
14940	DEUTZ	FL-511/611	110.00MM	CAVITY TOP
14613	DEUTZ	BF 10L 513, BF 12L 513, BF 6L 513, BF 8L 513	125 000 MM	MH. No -1018000
14614	DEUTZ	F10L 413 F, F12L 413F, F4L 413F, F4L 413FR, F4L 413R, F5L 413L, F5L 413FR, F6L 413F, F6L 413FR, F8L 413F, F8L 413F	125.000 MM	MH. No.-1017200
18026	DEUTZ	FL-1011	91 MM	
18027	DEUTZ	FL-1012	94 MM	099 48.00
18028	DEUTZ	FL-2011	94 MM	101 97.00
18029	DEUTZ	BF4M 2012	98 MM	Volvo TAD 620
18030	DEUTZ	FL-2012	101 MM	101 96.00
18031	DEUTZ	FL-914	102 MM	KS 404 83600
18032	DEUTZ	FL-1013	108 MM	KS 409 08800
14156	DEUTZ	MAH-714/HD-9	100 MM	
14157	DEUTZ	MHH-716/HD-10	120 MM	
14158	DEUTZ	MH-320	160 MM	
14264	DAIHATSU	DC	88 MM	
14265	DAIHATSU	DL	92 MM	
14272	DONG FENG	S-195	95 MM	
14273	DONG FENG	1105/2105	105 MM	12/24 HP
14274	DONG FENG	S-1100	100 MM	
18033	DORMAN	LB	125.000 MM	
14615	DORMAN	LC2,3,4,5,6 CYL	127.000 MM	AL No -433601
14616	DORMAN	LD2,3,4,5,6 CYL	127.000 MM	AE No -350205
14617	DORMAN	LE2,3,4,5,6 CYL	127.000 MM	AE No -350070
14618	DORMAN	LD2/3/4/5/6 2/6 CYL	127.000 MM	
14619	DORMAN	LC2/3/4/5/6 2/6 CYL	127.000 MM	
14620	DORMAN	LE2,3,4,5,6 CYL	127.000 MM	AE No -350070
14937	DORMAN	LC	127.00MM	MOGESAN P10 8050
14621	EICHER	SONA 364	100 000 MM	
14622	EICHER	SONA 321 DI	100.000 MM	
14623	EICHER	ED1D / ED2D / ED3D	115.000 MM	
14624	EICHER	N.C.	115.000 MM	
14625	ESCORTS	C 325 E 2179	97 600 MM	
14626	ESCORTS	C-335/27 W	102 000 MM	
14627	ESCORTS	C-335 DI	102.000 MM	
14628	ESCORTS	C-345/355	110.000 MM	
14629	FIAT	UNO FIRE	70.000 MM	



Reliable Engineering House

MANUFACTURERS EXPORTERS OF ENGINE PARTS FOR
AUTOMOBILES, TRACTORS & DIESEL ENGINES
AN ISO 9001:2015 CERTIFIED COMPANY

REH. NO.	MAKE	MODEL	BORE	REF.NO./PART NO./DETAILS
14630	FIAT	156 C.048 / 176 A6.000 / 176 B2.000	70.000 MM	KS No. 94910700
14631	FIAT	176 A7.000 / 176 A8.000 / 176 B4.000 / 176 B5.000	70.800 MM	KS No. -94870700
14632	FIAT	127 A5.000 / 127 AB.5C.0 / 146 B1.000 / 156 A5.000 / M703 13.0	76.000 MM	KS No.-93197630
14633	FIAT	138 C.000 / 146B2.000 / 149 A1.000 / 149 B1.000 / 149 B3.000 / 149 B4.000 / 149 B4.046 / 149 B5.046	82.600 MM	KS No.-92231600 MH. No.-0091300
14634	FIAT	149 B1.000 / M705FA19.010	82.600 MM	MII. No.-0091200
14236	FIAT		95 MM	KS No. 091476800
14954	FIAT	TRACTOR	100.000MM	KS No. 92628600
18034	FIAT	8040.02	100.00 MM	OE No.4675490, MH 007 97 00
18035	FIAT	8035.06 / 8065.06	100.00 MM	OE No.4770645, MH 008 18 00
18036	FIAT		102.00 MM	115.03.1/0 Pin 32mm
18037	FIAT		102.00 MM	2404.03.0355 Pin 34mm
18038	FIAT		104.00 MM	OE 99458471, 20912600, 1910420
18039	FIAT	F4AE 0686B / F4CE 9454J	104.00 MM	MH 010 27 00 OE 8093680, 8094740
18040	FIAT		115 MM	OL 4/08105
18041	FIAT	8365.25.500 / CURSOR 8	115 MM	OE 1930742
14237	FIAT TRACTOR		95 MM	3 RINGS
14982	FIAT IVECO	8020 / 8025 / 802	95.00 MM	CH 59.65, TL 101.15, Cavity 23.50 x 42.50dia, Pin-32mm, Ring-2.5+2.5+5.5
14983	FIAT IVECO	8025.02 / 8035.02	100.00 MM	CH-59.65, TL-101.15, Cavity -23.65 x 47dia, Pin-32mm, Ring-2.5+2.5+5.5 With Alfin / W/O Alfin
14984	FIAT IVECO	8035.06 / 8045.06	100.00 MM	CH 65.10, TL 108.3, Cavity 22.7 x 49 10dia, Pin-38mm, Ring-2.5+2.5+4.0 With Alfin / W/O Alfin
14985	FIAT IVECO / FIAT TRACTOR	8031.04 / 8035.04 / 8040.04	103.00 MM	CH-59.65, TL-101.15, Cavity -22.70 x 50dia, Pin-34mm, Ring-2.5+2.5+4.0 With Alfin / W/O Alfin
18042	FIAT IVECO	TRACTOR	103.00 MM	
18043	FIAT IVECO	8040.05	104.00 MM	MH 008 37 00, OE 1930186
18044	FIAT IVECO	8040.25	104.00 MM	MH 009 95 00, OE 1902461
14986	FIAT IVECO / FIAT TRACTOR	8030.05 / 8035.05	104.00 MM	CH-65.15, TL-108.5, Cavity -22.5 x 52.30dia, Pin 38mm, Ring 2.5+2.5+4.0 With Alfin / W/O Alfin
14987	FIAT TRACTOR	C03 / Tractor /50	110.00 MM	CH-75.2, TL-150.2, Cavity -27.5 x 51dia, Pin-40mm, Ring-2.5+2.5+2.5+5.0+5.0
14238	FIAT IVECO / FIAT TRACTOR	OM C03	110 MM	
18045	FORD		80.975 MM	8N61088, F8N61088
14635	FORD	150,2/26,360 1C TORNADO	104.775 MM	MH. No.-0148800
14636	FORD	2701 ET, 360 DT	104.775 MM	MH No.-0148600
14637	FORD	FORD ST,6Y 3000,5000, DEXTOR	106.680 MM	C5NN6108V, C7NN6108AJ, D4NN6108I, D6NN6108I



Reliable Engineering House

MANUFACTURERS EXPORTERS OF ENGINE PARTS FOR
AUTOMOBILES, TRACTORS & DIESEL ENGINES
AN ISO 9001:2015 CERTIFIED COMPANY

REH. NO.	MAKE	MODEL	BORE	REF.NO./PART NO./DETAILS
14638	FORD	40 D 256 CU IN	106.698 MM	AE No. A350199V1
14639	FORD	BSD 329	106.705 MM	AE No. -350379
18046	FORD		111.778 MM	D4NN6108AA (Long Stroke) Pin 38.10 mm
18047	FORD		111.778MM	E0NN6108AA (Short Stroke) Pin 38.10 mm
18048	FORD		111.778MM	D7NN6108A Pin 41.27mm
18049	FORD		111.778MM	F0NN6108FA Pin 38.10 mm
18050	FORD	NEW HOLLAND	111.778MM	F0NN6110CC Pin 41.27 mm
14938	FORD	M151	3.7/8"	JEEP
18001	FORD	2502E	3.6869"	AE 19298
18002	FORD	GRANADA	3.6618"	AE 20319
14294	FORDSON	T-50/70	100 MM	Tractor 592F
14295	FORDISH TRACTOR		120 MM	
18051	GARDNER	4LK	95.25MM	
18003	GARDNER	LXB	120.70 MM	
18004	GARDNER	LW	107.95 mm	
18052	GARDNER	13 / 13B	139.70 MM	
14939	GULDNER	L 79	100.00MM	
18053	HANOMAG	D941 / D961	120 MM	
14611	HATZ	E71, E75, ES71, ES75	75.000 MM	MH. No.-2730100
14642	HATZ	E80	80.000 MM	KS No. 91468600
14980	HATZ	F - 780	82.00 MM	
14239	HATZ	E-85	85 MM	
14643	HATZ	E88, E89, FG, FL, G	90.000 MM	MH. No.-2732200
14614	HATZ	D108, E108, V108, Z108	108.000 MM	MH. No.-2733502
14159	HINO	EH 700/HO 70	110 MM	
14645	HINO	FK 100 DIESEL	137.000 MM	OE No.-13216-1224 OE No.-13216-1222 OLD OE No.-13216-1220A ALFIN OE No.-13216-1530A AE No. A350440
14101	HONDA	FGK-600	48 MM	
14102	HONDA	C-150	64 MM	
14103	HONDA	G-200 / E1-1500	67 MM	
14104	HONDA	G-300	76 MM	13101-889-010
14193	HONDA	GX 110	57 MM	131A ZE0 000
14194	HONDA	GX-120	60 MM	
14195	HONDA	CX-140	64 MM	13101-ZE1-003
14196	HONDA	GX-160	68 MM	13101-ZF1-010
14197	HONDA	GX-240/ZE2	73 MM	13101-ZE2-000
14198	HONDA	GX 340/ZE3	82 MM	13101 890 000
14646	HONDA	39MM	39.000 MM	
14647	HONDA	44MM	44.000 MM	
14648	HONDA	46MM	46.000 MM	
14619	HONDA	EM-500/600/650	46.000 MM	
14251	HONDA MOTORCYCLE	C 75	47 MM	
14252	HONDA MOTORCYCLE	CG-125	56.525 MM	
18006	HOWO	WD 615	126 mm	
14299	HYUNDAI	4D31	100MM	OIL 4MM
18054	IFA	VV50	120.000MM	MH 53 00 500 (Long & Short)
14957	IFA	L60	120.000MM	
14657	INTERNATIONAL (I.H.C.)	430	3.2500" (82.55)	
14652	INTERNATIONAL (I.H.C.)	BC/D144, BD144A	85.725 MM	AE No.-238205
14253	INTERNATIONAL (IHC)	B-275		



Reliable Engineering House

MANUFACTURERS EXPORTERS OF ENGINE PARTS FOR
AUTOMOBILES, TRACTORS & DIESEL ENGINES
AN ISO 9001:2015 CERTIFIED COMPANY

REH. NO.	MAKE	MODEL	BORE	REF.NO./PART NO./DETAILS
14653	INTERNATIONAL (I.H.C.)	BD154	88.900 MM	AE No. 481303 KS No -91415600 MH. No.-0893000
14254	INTERNATIONAL (IHC)	D-434	88.90 MM	
14658	INTERNATIONAL (I.H.C.)	575 DI	3.5000" (88.90)	
14659	INTERNATIONAL (I.H.C.)	275 DI	3.5000" (88.90)	
14660	INTERNATIONAL (I.H.C.)	265 DI	3.5000" (88.90)	
14410	INTERNATIONAL (IHC)	DT-358	98.425MM	RINGS 3.15+2.38+4.763, PIN = 36MM
14411	INTERNATIONAL (IHC)	DT-358	98.425MM	RINGS 2.84+2.38+4.763, PIN = 36MM
14412	INTERNATIONAL (IHC)	DT 358	98.425MM	RINGS 3.15+2.38+4.763, PIN = 38MM
14300	INTERNATIONAL (IHC)	DT358	98.425MM	TURBO
14303	INTERNATIONAL (IHC)	DT358	98.425MM	NORMAL
14654	INTERNATIONAL (I.H.C.)	D358, D179, UD 179, D239	98.425 MM	AE No.-A350183V1 KS No.-92982600 MH. No.-0896500
14655	INTERNATIONAL (I.H.C.)	4.212	98.480 MM	KS No.-92085600
14656	INTERNATIONAL (I.H.C.)	4.236	98.480 MM	KS No.-99629600
18055	INTERNATIONAL (I.H.C.)	D246	100 MM	
18056	INTERNATIONAL (I.H.C.)	BD-261 / B-150	101.60 MM	
14413	INTERNATIONAL (IHC)	DT-466	109.23MM	RINGS 3.18+2.80+6.3
14414	INTERNATIONAL (IHC)	DT-466	109.23MM	RINGS 2.94+2.5+4.0
14888	I.H.C. NAVISTAR	DTA-466	109.22 MM	1984 TO 1993
14889	I.H.C. NAVISTAR	DT-466P	109.22 MM	NEW GENERATION 1993 TO 1994
14890	I.H.C. NAVISTAR	DT-466E	109.22 MM	NEW GENERATION 1995 TO 1998
14891	I.H.C. NAVISTAR	DT-466P	109.22 MM	NEW GENERATION 1995 TO 1997
14892	I.H.C. NAVISTAR	DT-466P	109.22 MM	NEW GENERATION 1995 TO 1997
14893	I.H.C. NAVISTAR	DT-466E	109.22 MM	NEW GENERATION 1995 TO 1999
14894	I.H.C. NAVISTAR	DT-466E	109.22 MM	1999
14895	I.H.C. NAVISTAR	DT-466E	109.22 MM	1999-1
14896	I.H.C. NAVISTAR	DT-466	109.22 MM	1999-2
14897	I.H.C. NAVISTAR	DT-466P	109.22 MM	2004 TO 2006
14898	I.H.C. NAVISTAR	DT-466E	109.22 MM	2004 TO 2006
14899	I.H.C. NAVISTAR	DT-466E	109.22 MM	2005 TO 2006
14900	I.H.C. NAVISTAR	MAX FORCE DT	109.22 MM	2007 TO 2008
14901	I.H.C. NAVISTAR	DT-466E	109.22 MM	2005 TO 2006
14902	I.H.C. NAVISTAR	MAX FORCE DT	109.22 MM	2007 TO 2008
14903	I.H.C. NAVISTAR	DT-466-4	109.22 MM	
18057	I.H.C. NAVISTAR	DT-466	116.56 MM	Electronica NGD
14661	IMT	IM 33T/A, IM 34T/A, V/A IM 36 J/A, T/A, V/A	91.480 MM	MH. No.-0432300
14662	IMT	DM 32 I, T, DM 33 I, T, DM34.T, V	91.480 MM	MH. No.-0432400
14663	IMT	S46.I, T	98.480 MM	MH. No.-0432600
14664	IMT	S44.T, V	98.480 MM	MH. No.-0433100
14665	IMT	4.248	101.054 MM	MH. No.-0433010
14255	ISUZU	C-190	88 MM	
14666	ISUZU	4ZC1	88.000 MM	OL No.-8-94105-454-0
14667	ISUZU	4JB1, 2.8 TROOPER DIESEL	93.000 MM	OE No.-8-94152-711-1
14668	ISUZU	4JA1 DIESEL	93.000 MM	OE No.-8-94152-712-1
14669	ISUZU	4BE1 DIESEL	105.000 MM	OE No.-5-12111-022-0BC OL No.-8-94438-989-1
14052	JENBACH	JW-8	95 MM	



Reliable Engineering House

MANUFACTURERS EXPORTERS OF ENGINE PARTS FOR
AUTOMOBILES, TRACTORS & DIESEL ENGINES
AN ISO 9001:2015 CERTIFIED COMPANY

REH. NO.	MAKE	MODEL	BORE	REF.NO./PART NO./DETAILS
14161	JENBACH	JW 10	125 MM	
14162	JENBACH	JW-15	115 MM	
14163	JENBACH	JW-20	125 MM	
14425	JENBACH	JW/8	135MM	COMPRESSOR
18058	JOHN DEERE	JD-152D / 300A-B-C / 1020 / 1030 / JD 202D	98 MM	T-23181
14671	JOHN DEERE	3164.DL 01, 4219.DL 01, 6329 DL 01, JD 164, JD 329	102.000 MM	MH. No. 2251400
14672	JOHN DEERE	3164.DL 03, 4219.DL 03, DL 08, 6329.DL 03	102.000 MM	MH. No.-2251000
14673	JOHN DEERE	300 NA / 3179 D 4039.D / 4045.D 6059.D / 6068.D	106.500 MM	MH. No.-2252000
14674	JOHN DEERE	300.T, 3179.T, 4039.T, 4045.T, 4239.A, 6059.T, 6068.T, 6359.T	106.500 MM	MH. No.-2252100
14675	JOHN DEERE	3239.DLO1, 4239.DLO1, 6359.DL, DLO 1, TZ 01, TZ 02	106.500 MM	MH. No.-2251500
14676	JOHN DEERE	4239.T.TL / 6359.T	106.500 MM	MH. No.-2251900
14054	JOHN DEERE		108 MM	RE 23168
14055	JOHN DEERE		108 MM	RE 23172
14670	JOHN DEERE	A 6.354	98.400 MM	MH. No.-0432600
14199	KAWASAKI	KF-34	80 MM	
14200	KAWASAKI	KF-53	66 MM	
14201	KELVIN	J-4	107.95 MM	
14958	KAMAZ	TURBO	120.000MM	
18059	KAMAZ		130 MM	238NB-1004015-B4
18060	KAMAZ		130 MM	236-1004015D
18061	KAMAZ		130 MM	238NB-1004015 (Nozzle Cut)
14677	KIA	PRIDE 1.3	71.000 MM	OE No.-OKKY1-11-SAO
14959	KIA		94.500MM	3 RINGS
14678	KIA	K3600 SH	100.000 MM	OE No.-K4Y1-11-SAO
14679	KIA	K3500	100.000 MM	OE No.-K4Y0-11-SAO
14002	KIRLOSKAR	AV	80 MM	
14003	KIRLOSKAR	JV	85 MM	
14004	KIRLOSKAR	TV 212	87.5 MM	
14005	KIRLOSKAR	TV 3+1	87.5 MM	
14006	KIRLOSKAR	TV USHA	87.5 MM	
14007	KIRLOSKAR	3+1	95 MM	
14008	KIRLOSKAR	3+2	95 MM	
14009	KIRLOSKAR	3+1	102 MM	
14010	KIRLOSKAR	3+2	102 MM	
14909	KIRLOSKAR	R1040	105 MM	D-19
14990	KIRLOSKAR	R1040	105 MM	E-19
14991	KIRLOSKAR	RBV	110 MM	(3 CYL.)
14301	KIRLOSKAR		110 MM	3 CYL
14011	KIRLOSKAR		114 MM	
14929	KOMASTU	6D102	102 MM	
14930	KOMASTU	6D105	105 MM	
14931	KOMASTU	6D125	125 MM	
14932	KOMASTU	6D140	140 MM	
14933	KOMASTU	6D170	170 MM	
14275	KROMHOUT	TS-117	117 MM	



Reliable Engineering House

MANUFACTURERS EXPORTERS OF ENGINE PARTS FOR
AUTOMOBILES, TRACTORS & DIESEL ENGINES
AN ISO 9001:2015 CERTIFIED COMPANY

REH. NO.	MAKE	MODEL	BORE	REF.NO./PART NO./DETAILS
14684	KUBOTA	E 60	75.000 MM	
14685	KUBOTA	S 2800 / V 2800 / V1902	85.000 MM	
14028	KUBOTA	ET-70/ER-600/KND- /GA/KND-75 DI	78 MM	
14029	KUBOTA	ET-80	84 MM	
14030	KUBOTA	ET-95	86 MM	
14031	KUBOTA	ET 110/ER 900/KND 105	92 MM	
14042	KUBOTA	RK-50	72 MM	
14043	KUBOTA	RD-55/RK-60	76 MM	
14044	KUBOTA	RD-65/RK-70	80 MM	
14045	KUBOTA	RD 75/RK 80	82 MM	
14046	KUBOTA	RD-85/RK-95	86 MM	
14047	KUBOTA	RK-105	88 MM	
14048	KUBOTA	RD-115/RK-125	94 MM	
14032	KUBOTA	KND-3	68 MM	
14033	KUBOTA	KND 5B	80 MM	
14034	KUBOTA	KND-5	85 MM	
14035	KUBOTA	KND-5.5	85 MM	
14036	KUBOTA	KND-70/ER-70/ER-75	90 MM	
14037	KUBOTA	KND-90/ER-90	95 MM	
14094	KUBOTA	ER 40	75 MM	
14095	KUBOTA	ER-50	82 MM	
14096	KUBOTA	ER-65	90 MM	
14097	KUBOTA	ER-75	90 MM	
14098	KUBOTA	ER-80	100 MM	
14099	KUBOTA	ER 100	110 MM	
14100	KUBOTA	ER-2200	116 MM	
14038	KUBOTA	GA-70	75 MM	
14039	KUBOTA	GA-80	82 MM	
14040	KUBOTA	GA-90	90 MM	
14041	KUBOTA	GA 100	90 MM	
14117	KUBOTA	MARINE	142 MM	
14118	KUBOTA	KS-160	64 MM	
14119	KUBOTA	KS-200	69 MM	
14120	KUBOTA	GS-160	64 MM	13921-21112
14121	KUBOTA	GS 200	69 MM	
14683	KUBOTA	GS200 YP30	69.500 MM	OF No -12896-2110
14686	KUBOTA	KND-2800	150.000 MM	
18007	KUBOTA	TRACTOR - 450	105 mm	
18008	KUBOTA	TRACTOR - 6000	82 mm	
14687	LADA	1.5 / BA 3 2101 / BA 3 2101	76.000 MM	KS No. 91315700 MH. No -4481000
14688	LADA	1.3 / 1.6	79.000 MM	MH. No.-4481700
14689	LADA	XUD 9 A	83.000 MM	MH. No.-0392400
14128	LANDROVER		69.50MM	
18009	LANDROVER	1599CC	69.50 mm	AE 10433
18010	LANDROVER		90.475 mm	HIFPOINT - 20128V3
14164	LEYLAND	D 154	73.02 MM	
18012	LEYLAND	9.731 SHERPA	80.251 mm	350142
18013	LEYLAND	Series B	80.251 mm	AE 350142 SHERPA
18011	LEYLAND	TERRIER	98 MM	
14165	LEYLAND	BMC	98 MM	
14690	LEYLAND	6.354	98.400 MM	MH. No.-0432600
14166	LEYLAND	411/420 (2+1)	107.22 MM	ALFIN TYPE



Reliable Engineering House

MANUFACTURERS EXPORTERS OF ENGINE PARTS FOR
AUTOMOBILES, TRACTORS & DIESEL ENGINES
AN ISO 9001:2015 CERTIFIED COMPANY

REH. NO.	MAKE	MODEL	BORE	REF.NO./PART NO./DETAILS
14020	LISTER	LD	76.20 MM	5R - Cavity Top, Pin: 25.40mm & Ringset: 1+2+2
14599	LISTER	LR	76.20 MM	5R - Cavity Top, Pin: 25.40mm & Ringset: 1+2+2 PT. 570-11308
14022	LISTER	SL	80.963 MM	5R - Cavity Top, Pin: 26.988mm & Ringset: 1+2+2
14600	LISTER	LT1	82.55 MM	4R - Cavity Top, Pin: 28.575mm & Ringset: 1+1+2 PT. 601-50190
14601	LISTER	LT1, LT2	82.55 MM	PT. 601-51145
14027	LISTER	LPW	86 MM	3R - Cavity Top, Pin: 25mm & Ringset: 1+1+1 PT. 750-40005
14602	LISTER	LPW	86 MM	PT. 750-41610
14603	LISTER	LPWS	86 MM	PT. 750-40092
14604	LISTER	LPWS	86 MM	PT. 750-40093
14605	LISTER	LPWT	86 MM	PT. 750-42230
14606	LISTER	LPWG	86 MM	
14023	LISTER	SR, SW	88.90 MM	5R - Cavity Top, Pin: 29.373mm & Ringset: 1+2+2 PT. 570-10940
14024	LISTER	ST / TS	95.25 MM	5R - Cavity Top, Pin: 33.338mm & Ringset: 1+2+2 PT. 570-12840
14607	LISTER	TS 2 / 3	95.25 MM	3R - Cavity Top, Pin: 33.338mm, PT. 570-33470
14021	LISTER	FR	95.25 MM	5R - Cavity Top, Pin: 31.75mm & Ringset: 1+2+2
14608	LISTER	IL / IIR	98.425 MM	3R, PT. 570-33380
14025	LISTER	HA	101.60 MM	5R - Cavity Top, Pin: 36.513mm & Ringset: 1+2+2 PT. 572-10192
14026	LISTER	HR / HL	107.95 MM	5R - Cavity Top, Pin: 39.688mm & Ringset: 1+2+2 PT. 572-50122
14609	LISTER	HR	107.95 MM	5R - Alfin Top, Pin: 39.688mm & Ringset: 1+2+2
14016	LISTER	8/1, 16/2	114.30 MM	4R - Flat Top, Pin: 31.75mm & Ringset: 1+2+1 PT. 008-04025
14610	LISTER	8/1, 16/2	114.30 MM	5R - Flat Top, Pin: 31.75mm & Ringset: 1+2+2
14611	LISTER	8/1, 16/2	114.30 MM	4R Grey Anodized Piston - Flat Top, Pin: 31.75mm & Ringset: 1+2+1
14017	LISTER	9/1 JP	114.30 MM	4R - Flat Top, Pin: 41.275mm & Ringset: 1+2+1
14019	LISTER	GD/GE SFRIFS	114.30 MM	5R - Flat Top, Pin: 38.10mm & Ringset: 4+1
14018	LISTER	10/1	120 MM	5R - Flat Top, Ringset: 1+2+2
14691	LOMBARDINI	520/522/523/525	78.000 MM	
14692	LOMBARDINI	LDA 80	80.000 MM	
14693	LOMBARDINI	LDA 530/532/533 T 530, T532, T533	82.000 MM	MH. No.-5671001
14124	LOMBARDINI	LD-510	85 MM	SHORT
14125	LOMBARDINI	LD-450	85 MM	LONG
14694	LOMBARDINI	6 LD100	86.000 MM	MH. No.-5672500
14126	LOMBARDINI	8K 665 - 2 (24 HP)	95 MM	
14598	LOMBARDINI	LDA 96	95MM	RINGS 3131315, PIN 28MM
14979	LOMBARDINI	LDA-672 / 673 / 674	95.00 MM	
14127	LOMBARDINI	5LD - 825 - 2 (27 HP)	100 MM	
14981	LOMBARDINI	LDA - 820	102.00 MM	
14904	MACK	F6	123.825 MM	182GC1356



Reliable Engineering House

MANUFACTURERS EXPORTERS OF ENGINE PARTS FOR
AUTOMOBILES, TRACTORS & DIESEL ENGINES
AN ISO 9001:2015 CERTIFIED COMPANY

REH. NO.	MAKE	MODEL	BORE	REF.NO./PART NO./DETAILS
14905	MACK	E6	123.825 MM	240GC5180
14906	MACK	F6	123.825 MM	240GC5110
14907	MACK	E7	123.825 MM	E7 CROWN + 240GC 590 BM (SKIRT) + 182GC2223 (PIN)
14695	MAN	D 2530, D2538, D2555, D 2556, D 2566, D 2810, D 2865, D 2866, D 2876	90.000 MM	MH. No.-0041500
14696	MAN	D 0836 I UH 01-02 D 2840.LF 20, LF 21, LF 23, LF 24 D 2866.LF 20-32, LF 34-41, LF 43, LUH 23 25, I UH 27-28, I UH 30 D 2876.LF 01-14, LF 17, LF 20 E 2866.DUH 01-03, LUH 01 02	100.000 MM	MH. No.-0042600
14697	MAN	D 2840.LF 20	101.000 MM	MH. No.-0041302
18083	MAN	D 0834 / D 0836	108 MM	KS 229 07 00
14960	MAN	IKARUS	121.000MM	KS No. 92986608
18084	MAN	D 2876	128 MM	KS 229 05 00
18085	MAN	D 2866	128 MM	KS 229 06 00
18086	MAN	D 2866 / D 2865	128 MM	KS 228 08 00
18087	MAN	D 2876	128 MM	KS 228 14 00
14698	MAN	M.A.N.-17.5/22	175.000 MM	
14433	MAZDA	121	82.50MM	
14699	MAZDA	E2000 VA	82.000 MM	OE No.-0553-23-200
14700	MAZDA	T3000 SF DIESEL	95.000 MM	OE No.-SE01-23-200A
14701	MAZDA	T3000 IIA DIESEL	95.000 MM	OE No.-363-23-200 OE No.-0933-23-200
14346	MAZDA	SL	100MM	SL-07-23-200
14347	MAZDA	SL (T-3500) (SL-01)	100MM	LP-40-23-200
14432	MAZDA	SL-WHITE	100MM	SL-07-23-200
14702	MAZDA	SL T3500 (with cooling chamber)	100.000 MM	OE No.-SL-07-23-200
14703	MAZDA	T3500A DIESEL	100.000 MM	OE No.-SL01-23-200A
14704	MAZDA	T3500 DIESEL	100.000 MM	OE No.-SL07-23-200A
14705	MAZDA	SL50 DIESEL	100.000 MM	OE No.-SL50-11-SAO
14431	MAZDA	TF 4000	105.50MM	TF20-11-SAO
14706	MLRCLDLS-BLNZ	OM 601.911 / OM 601.912 / OM 601.913 / OM 601.915 / OM 602.911 / OM 602.912 / OM 602.930.938 / OM 602.931 / OM 602.939 / OM 602.990 / OM 603.912, 913, 931	87.000 MM	KS No.-94330600 MH. No.-0029300
14710	MERCEDES BENZ	OM 616.910 / OM 616.912, 913, 918, 930, 934, 936-940	90.900 MM	KS No. 93444600 KS No.-93444620 MH. No.-0024902
14711	MERCEDES-BENZ	OM 314, OM 352, OM 352 A, OM 362, OM 364, OM 366, OM 353.904	94.000 MM	MH. No.-0026400
14712	MERCEDES-BENZ	OM 314.963 / OM 353.949 / OM 353.968	97.000 MM	KS No.-90274800 MH. No.-0044510



Reliable Engineering House

MANUFACTURERS EXPORTERS OF ENGINE PARTS FOR
AUTOMOBILES, TRACTORS & DIESEL ENGINES
AN ISO 9001:2015 CERTIFIED COMPANY

REH. NO.	MAKE	MODEL	BORE	REF.NO./PART NO./DETAILS
14713	MERCEDES BENZ	OM 352ENG911	97.000 MM	ALFIN
14961	MERCEDES BENZ	OM 634A	97.500MM	AE 350430
14714	MERCEDES-BENZ	OM 402.917, OM 501 LA, OM 502.- LA, OM 541 LA, OM 542 LA	100.000 MM	KS No.-99849600 MH. No.-004 26 00
18062	MERCEDES-BENZ	OM-924, 925, 926, AXOR	106.000 MM	KS No. 402 70 600
14715	MERCEDES-BENZ	OM 401 A 905 OM 403.910, 915-919930-932, 934 OM 404.900	125.000 MM	KS No.-92306600 MH. No.-003 45 00
14716	MERCEDES-BENZ	OM 355 A.968, 969, 978	128.000 MM	KS No.-92582600 MH. No.-003 65 00
14717	MERCEDES-BENZ	OM 421.900, 905-908, 910 OM 422.900 OM 422.905-915, 917- 923 OM 423.900, 905-900 OM 424.900	128.000 MM	KS No.-93484602 MH. No.-003 66 10
14718	MERCEDES-BENZ	OM 441 A.950, 953 OM 441 LA.951, 960-962, 980-983, 985-988 OM 442 A.901 OM 442 A.941-946, 950, 952, 954-968, 971, 972,978 OM 442 LA.951, 953, 980, 982, 983, 985, 989, 992-994 OM 443 A.901.940 OM 443 A.901, Euro 1 OM 443 LA.901, 980 OM 444 A.901 OM 444 LA.901	128.000 MM	MH. No.-003 76 00
14719	MERCEDES-BENZ	OM 441 A.950 953 Euro 0 OM 441 LA.951, 960-962, 981 983, Euro 0 OM 442 A 941-946, 950, 952, 954-968, 971, 972, 976 Euro 0 OM 442 LA.901, Euro 0 OM 442 LA.951 953, Euro 0 OM 442 LA 980, 982, 983, Euro 0 OM 442 LA.985, 989, 992- 994, Euro 0	128.000 MM	MH. No.-003 91 00
14720	MERCEDES-BENZ	OM 443 A.901, 940 OM 443 A.901, Euro 1 OM 443 LA 901, 980 OM 444 A.980 OM 444 LA.901	128.000 MM	MH. No.-0039100



Reliable Engineering House

MANUFACTURERS EXPORTERS OF ENGINE PARTS FOR
AUTOMOBILES, TRACTORS & DIESEL ENGINES
AN ISO 9001:2015 CERTIFIED COMPANY

REH. NO.	MAKE	MODEL	BORE	REF.NO./PART NO./DETAILS
14721	MERCEDES BENZ	OM 441 LA.986 999, Euro 1 OM 442 LA.440.970, 440. 972, Euro 1 OM 412 LA.110.971, 440.973, 440.975, 440 976, Euro 1 OM 442 LA.440.978, OM 442 LA 995-998, Euro 1 110.979, Euro 1 OM 443 LA.995 998, Euro 1	128.000 MM	MH. No. 0039300
14962	MERCEDES BENZ		128.000MM	MH No.0010800 / KS No 93171600
14722	MERCEDES-BENZ	OM 441.905-909, 911- 920, 923-927, 932, 998 OM 442.440-909, 900, 905-911, 914-930, 932- 935, 939 OM 443.900 OM 443.950 OM 444	130.000 MM	KS No.-90614600 MH. No.-0037800
14723	MERCEDES-BENZ	OM 501 LA, Euro 2 OM 502 LA, Euro 2 OM 541 LA.920-927, Euro 2 OM 542 LA.920-922, 925, Euro 2	130.000 MM	MH. No.-0012300
14992	MITSUBISHI	VST SHAKTI MT180D	70.000 MM	18HP - 3 CYL.
14993	MITSUBISHI	VST SHAKTI VT224-1D	73.000 MM	22HP - 3 CYL.
14724	MITSUBISHI	4G12	74.000 MM	OL No.-ML 030322 OE No.-MD 030327
14725	MITSUBISHI	4G32	76.900 MM	OE No.-MD 008851 OE No. 23410 11621
14726	MITSUBISHI	G63 I 300	85.000 MM	OF No.-MD 100372
14727	MITSUBISHI	4D63K L300	85.000 MM	OE No.-MD 188289 OE No.-MD 188292
14728	MITSUBISHI	4G63S	85.000 MM	OE No.-MD 193210
14729	MITSUBISHI	4G64	86.500 MM	OE No. ME 105377 OF No.-23410-32600 OE No.-23410-32610 OE No.-23410-32620
14730	MITSUBISHI	4G64S	86.500 MM	OE No.-3MD 303071
14731	MITSUBISHI	G51B	91.100 MM	OE No.-MD 071172
14732	MITSUBISHI	4G54	91.100 MM	OE No. MD 26921
14733	MITSUBISHI	4D55/4D56	91.100 MM	OF No.-MD 0500021 OE No.-MD 103318 OE No.-23410-42000 OE No.-23410-42010 / 20
14734	MITSUBISHI	4D56T	91.100 MM	OE No.-MD 103308 OE No. MD 050011 OF No.-23410-42850 OE No.-23410-42860 / 70 OE No.-MD 304859 (L)
14735	MITSUBISHI	4D56T LATE	91.100 MM	
14736	MITSUBISHI	4D30 DIESEL	100.000 MM	OE No.-ME 012100/2000 OE No. ME 012090 ALFIN



Reliable Engineering House

MANUFACTURERS EXPORTERS OF ENGINE PARTS FOR
AUTOMOBILES, TRACTORS & DIESEL ENGINES
AN ISO 9001:2015 CERTIFIED COMPANY

REH. NO.	MAKE	MODEL	BORE	REF.NO./PART NO./DETAILS
14737	mitsubishi	4D31 DIESEL	100.000 MM	OE No. ME 012131 OF No.-MF 012145 ALFIN
14738	mitsubishi	4D 31T	100.000 MM	OF No.-MF 012906
14739	mitsubishi	4D 32	104.000 MM	OE No.-ME 012174
14740	mitsubishi	4D 34 DIESEL	104.000 MM	OE No. ME 012928 ALFIN
14353	mitsubishi	4D34	104MM	
14354	mitsubishi	4D34-T	104MM	ME013325
14355	mitsubishi	4D34-A	104MM	ME012928
14357	mitsubishi	4D36	104MM	ME018283
14743	mitsubishi	4D 36	104.000 MM	OE No. ME 014693
14741	mitsubishi	4D 33 DIESEL	108.000 MM	OF No.-MF 013312 OE No.-ME 016095
14356	mitsubishi	4D35	109MM	ME0112905
14742	mitsubishi	4D 35	110.000 MM	OE No.-ME 014693 OE No. ME 018825 OF No.-MF 012941 OE No.-ME 014693
14744	mitsubishi	6D 14	110.000 MM	OE No.-ME 032626 OE No.-ME 033908 OE No.-ME 032216/98 OE No.-ME 032619/21
14435	mitsubishi	4M51	118MM	MC241686 - ALFIN
14745	mitsubishi	6D 16	118.000 MM	OL No.-ML 072062
14746	mitsubishi	6D 17-1A	118.000 MM	OE No.-ME 072576
14203	mitsubishi TRUCK	8DC9	135 MM	
14171	mitsubishi	NM-45/SD 3	65 MM	
14172	mitsubishi	NM-55	68 MM	
14173	mitsubishi	NM-65	73 MM	
14174	mitsubishi	NM-75/SD 5	78 MM	
14175	mitsubishi	NM-90/SD 8	80 MM	
14176	mitsubishi	NM-110	88 MM	
14177	mitsubishi	NM-130	94 MM	
14178	mitsubishi	NM-155/ND 80	96 MM	
14179	mitsubishi	M-16/NM-100	100 MM	
14180	mitsubishi	S-85	82 MM	
14181	mitsubishi	D-1000	88 MM	
14182	mitsubishi	DAIYA	96 MM	
14183	mitsubishi	HD-330	145 MM	LD-220020 P
14056	mitsubishi MARINE	DAYA	105 MM	
14057	mitsubishi MARINE	PF-E5/DAYA	130 MM	
14122	mitsubishi MARINE	G-2	145 MM	
14123	mitsubishi MARINE	5 CT	150 MM	
14058	mitsubishi MARINE	DAYA 8 GGI	160 MM	
14223	MOORAVIC	RUSSION	62 MM	
14971	MVVM	KD-211	85.00MM	
14972	MVVM	KD-110.5	90.00MM	
14973	MVVM	KD-10.5	90.00MM	
14974	MVVM	AKD-311	90.00MM	
14975	MVVM	D-208	95.00MM	
14976	MVVM	D-225	95.00MM	
14995	MVVM	KD-12	95.00MM	5R TYPE
14994	MVVM	KD 415	100.000MM	14994
14964	MVVM		128.000MM	MII No.1516800 / KS No.93/69600



Reliable Engineering House

MANUFACTURERS EXPORTERS OF ENGINE PARTS FOR
AUTOMOBILES, TRACTORS & DIESEL ENGINES
AN ISO 9001:2015 CERTIFIED COMPANY

REH. NO.	MAKE	MODEL	BORE	REF.NO./PART NO./DETAILS
14747	NISSAN	A12	73.000 MM	OE No. 12010 H1001/11 OF No.-12010-H1061
14748	NISSAN	I 24F	83.000 MM	OF No.-12010-W3102
14749	NISSAN	CA20	84.500 MM	OE No.-12010-D1801
14750	NISSAN	E25 Z20E Z20S	85.500 MM	OE No.-12010-W1411/1461 OE No.-12010-W1423
14751	NISSAN	L28F	86.000 MM	OE No. 12010 Y4111
14752	NISSAN	II 20 F23	87.200 MM	OF No.-12010-74001 OE No.-12010-74510
14358	NISSAN	Z24	89MM	12010-83W01
14359	NISSAN	TD-27	96MM	12010-10T02
14360	NISSAN	TD 42	96MM	12010 43G02
14361	NISSAN	TD-27 T	96MM	12010-05D10
14753	NISSAN	TD27 / TD42 DIESEL	96.000 MM	OE No.-12010-10T12 OE No.-12010-10T02 ALFIN
14754	NISSAN	TD27T DIESEL	96.000 MM	OE No.-12010-31N02 ALFIN
14436	NISSAN	ED33	100MM	12010 T9000
14755	NISSAN	FE6 DIESEL	108.000 MM	OE No.-12011-Z5615
14756	NISSAN	PD6 DIESEL	125.000 MM	OE No.-12011-96000 OE No.-12011-96007
14224	NUFFIELD		98 MM	
14757	OKTOBAR 11.	3.152 / 4.203	91.480 MM	0432300
14758	OKTOBAR 14.	6.354	98.480 MM	0432600
14382	OPEL	VAUXHALL X16 XC	79MM	
14759	PERKINS	4.108	79.375 MM	MH. No.-0430400, FLAT TOP - 5 RINGS
14225	PERKINS	P-3, 4.192, 6.288	88.925 MM	FLAT TOP - 5 RINGS OE PT.NO.55274
14761	PERKINS	AD 3.152, AD 4.203	91.480 MM	MH. No.-0434400, CAVITY TOP - 4 RINGS
14762	PERKINS	AD 3.152, D 3.152	91.480 MM	MH. No.-0432400, CAVITY TOP - 4 RINGS
14763	PERKINS	D 4.203	91.480 MM	MH. No.-0432400, CAVITY TOP - 5 RINGS
14765	PERKINS	3.152.2, 4.203.2	91.480 MM	MH. No.-0432000, CAVITY TOP - 3 RINGS
14059	PERKINS	P.3.152, 4.203, 6.305	91.491 MM	FLAT TOP - 5 RINGS OE PT.NO.68306, 81512, 31354333
14080	PERKINS	P 3.152, D 4.203	91.491 MM	CAVITY TOP - 4 RINGS OF PT NO 31354984
14385	PERKINS	P-3.152, D-4.203	91.491 MM	CAVITY TOP - 5 RINGS OE P.I.NO.31354617, 68332
14386	PERKINS	P-4.203	91.491 MM	FLAT TOP - 5 RINGS OE PT.NO.31354321
14168	PERKINS	P 4.236	98.476 MM	CAVITY TOP - 5 RINGS OF PT NO 31354357
14387	PERKINS	A-4.212 / AD-4.212 NEW TYPE	98.476 MM	CAVITY TOP - 4 RINGS OE P.I.NO.31354812, 86/21
14388	PERKINS	A-4.236	98.476 MM	CAVITY TOP - 5 RINGS OE PT.NO.31354353, 82878
14169	PERKINS	P 6.354	98.476 MM	OE PT.NO.38871 M91, 31354672, 31354442, 86740
14772	PERKINS	4.236	98.476 MM	CAVITY TOP - 4 RINGS
14766	PERKINS	4.212	98.480 MM	MH. No.-0436000, CAVITY TOP - 4 RINGS



Reliable Engineering House

MANUFACTURERS EXPORTERS OF ENGINE PARTS FOR
AUTOMOBILES, TRACTORS & DIESEL ENGINES
AN ISO 9001:2015 CERTIFIED COMPANY

REH. NO.	MAKE	MODEL	BORE	REF.NO./PART NO./DETAILS
14767	PERKINS	6.354 V	98.480 MM	MH. No. 0432600, CAVITY TOP - 5 RINGS
14768	PERKINS	6.354 2, 6.354 4	98.480 MM	MH. No. 0436100, CAVITY TOP - 5 RINGS
14769	PERKINS	6.354.4	98.480 MM	MH. No. 0436200, CAVITY TOP - 3 RINGS
14770	PERKINS	AD 4.236, D 39 C	98.480 MM	MH. No. 0433100, CAVITY TOP - 3 RINGS
14771	PERKINS	AD 4.236, D 39 C	98.480 MM	MH. No. 0432800, CAVITY TOP - 3 RINGS
14773	PERKINS	T 4.236, T 4.38	98.480 MM	MH. No. 0430300, CAVITY TOP - 4 RINGS
14774	PERKINS	4.236	98.480 MM	MH. No. 0434600, CAVITY TOP - 3 RINGS
14775	PERKINS	4.236	98.480 MM	MH. No. 0434800, CAVITY TOP - 4 RINGS
14776	PERKINS	6.354	98.480 MM	MH. No. 0434700, CAVITY TOP - 3 RINGS
14777	PERKINS	6.354	98.480 MM	MH. No. 0435100, CAVITY TOP - 3 RINGS
14778	PERKINS	6.354.4	98.480 MM	MH. No. 0430200, CAVITY TOP - 3 RINGS
14389	PERKINS	PHASER 1004.4 / 6.60	100MM	ALFIN TYPE OE PT NO U5110008, U5410015
14379	PERKINS	PHASER	100MM	RUDSON FOTON T 3135.1186A
14170	PERKINS	4.248 / MF-178 / 185 / 186	101.041 MM	ALFIN TYPE - 4 RINGS OE P.I. NO. 89207, /40821 M91
14779	PERKINS	6.372	101.051 MM	MH. No. 0436600, CAVITY TOP - 4 RINGS
14780	PERKINS	4.248	101.054 MM	MH. No. 0433010, CAVITY TOP - 4 RINGS
14781	PERKINS	4.248.2	101.054 MM	MH. No. 0436700, CAVITY TOP - 3 RINGS
14782	PERKINS	4.248	101.054 MM	MH. No. 0437100, CAVITY TOP - 3 RINGS
14965	PERKINS		103.000MM	3 RINGS
	PERKINS	3RV PHASER, JOB	105.000MM	Phosphate & Graphite
	PERKINS	3RV PHASER	105.000MM	Alfin & Graphite
14012	PETTER	PAZI	76.20 MM	5R - Cavity Top, Pin: 27.0mm & Ringset: 1+2+2 PT. 340701
14013	PETTER	AV	80 MM	4R - Cavity Top, Pin: 30.0mm & Ringset: 1+2+1
14014	PETTER	PH, PHW	87.315 MM	4R - Cavity Top, Pin: 30.0mm & Ringset: 1+2+1 HJC-10, 364619
14015	PETTER	PJ	96.96 MM	4R - Cavity Top, Pin: 30.0mm & Ringset: 1+2+1 PT. 359972
14783	PEUGEOT	TU 9, TU 9 M, TU P Z	70.000 MM	KS No. -89438110 MH. No. -0396000
14784	PEUGEOT	XW 7	72.000 MM	KS No. -90052600 MH. No. -0395800
14785	PEUGEOT	TU 1K, TU 1M, TU 1Z	72.000 MM	KS No. -91390600 MH. No. -0395900
14373	PEUGEOT	TU-3	75MM	206-1400CC
14374	PEUGEOT	TU-5	78.5MM	206-1600CC
14786	PEUGEOT	161 A, XUD 7	80.000 MM	MH. No. -0397800



Reliable Engineering House

MANUFACTURERS EXPORTERS OF ENGINE PARTS FOR
AUTOMOBILES, TRACTORS & DIESEL ENGINES
AN ISO 9001:2015 CERTIFIED COMPANY

REH. NO.	MAKE	MODEL	BORE	REF.NO./PART NO./DETAILS
14787	PEUGEOT	DW 8	82.200 MM	KS No. 99877600 MH No. -0400100
14788	PEUGEOT	XUD 9, XUD 9A	83.000 MM	KS No. -93684700 MH No. -0392400
14375	PEUGEOT	XU-7	83MM	405-1800CC
14376	PEUGEOT	XUD-9	83MM	405-2000CC
14381	PEUGEOT	P 305 / P 405	83MM	
14377	PEUGEOT	XU-9	86MM	XANTIA-2000CC
14380	PEUGEOT	504	88MM	LENGTH 73.7MM
14789	PEUGEOT	XN1/2, XN1T, XN1P	88.000 MM	AE No. -PI0122208
14996	PORSCHE	PD-95	95MM	DIESEL 5R TYPE
14997	PORSCHE	PD 98	98MM	DIESEL 5R TYPE
14426	RENAULT	K4M/I -90	79.50MM	
14790	RENAULT	D7F	69.000 MM	KS No. -99646600
14791	RENAULT	K9K	76.000 MM	KS No. -40190600
14792	RENAULT	F8Q / F 8 Q.630, 662, 722, 724, 774, 732, 742, 776	80.000 MM	KS No. -92006800 MH No. 0219300
14793	RENAULT	F8Q	80.000 MM	KS No. -40070600
18063	RENAULT	MIDR 602.026D EURO1	102.000 MM	Short
14968	RENAULT		120.000MM	KS No. 91683700
18064	RENAULT	385 / 400 KERAX	123 MM	MH 029 58 00
14128	ROBIN	R-600	51 MM	
14129	ROBIN	EY-13	60 MM	
14130	ROBIN	EY-14	62 MM	226-23401-13
14131	ROBIN	EY-15	63 MM	226-23401-03
14132	ROBIN	EY 18	65 MM	241 23421 03
14133	ROBIN	EY-20	67 MM	227-23401-03
14134	ROBIN	EY-25	72 MM	207-23401-03
14135	ROBIN	EY-27	74 MM	
14794	ROBIN	EY28	75.000 MM	OE No. -234-23401-03
14136	ROBIN	EY 35	78 MM	
14137	ROBIN	DY-23	70 MM	
14138	ROBIN	DY-27	75 MM	
14204	ROBSON	RC	158.75 MM	
14205	ROTEX-1		102 MM	
14206	ROTEX 6		110 MM	
14207	ROGGFRINI	RD-950/952	95 MM	
14245	ROMANIA	D-15/D-17	140 MM	
14246	ROMANIA	U-500	108 MM	
14862	ROMANIA	D110 / D1138 UTB	108.000 MM	MH No. -1952000
14795	ROVER	TD27	96.00 MM	MH No. 6404000
14936	RR	P1	4.25"	
14884	RUSSIAN	MTZ 5L	105.000 MM	
14885	RUSSIAN	TRACTOR U.500/850	108.000 MM	
14217	RUSSIAN	BELARUS (3+2) MTZ-80	110 MM	
14248	RUSSIAN	T 62	120 MM	
14886	RUSSIAN	DT-14	125.000 MM	
14887	RUSSIAN	DT-28	125.000 MM	
14089	RUSTON	YB	88.90 MM	
14090	RUSTON	VTH	101.60 MM	
14093	RUSTON	VSH	114.30 MM	
14796	RUSTON	YWA MK-I, MK-II, MK-III Air Cooled Mult. CYL	101.070 MM	
14797	RUSTON	YWA-MARK II	101.600 MM	
14798	RUSTON	YWA MARK IV	104.770 MM	



Reliable Engineering House

MANUFACTURERS EXPORTERS OF ENGINE PARTS FOR
AUTOMOBILES, TRACTORS & DIESEL ENGINES
AN ISO 9001:2015 CERTIFIED COMPANY

REH. NO.	MAKE	MODEL	BORE	REF.NO./PART NO./DETAILS
14799	RUSTON	YWA MARK V	104.770 MM	
14800	RUSTON	YDA-MARK I	111.170 MM	
14801	RUSTON	YDA-MARK II	111.170 MM	
14802	RUSTON	YDA MK-1 Mult. CYL	111.120 MM	
14803	RUSTON	YDA MK- II Mult. CYL	111.260 MM	
14804	RUSTON	YWA MK IV Mult. CYL	111.380 MM	
14805	RVI	8.354	98.480 MM	MH. No.-0432600
14806	RVI	AD 4.236	98.480 MM	MH. No.-0432800
14258	SAMOA	2S108	108 MM	
18065	SAME	105	105 MM	
18066	SAVIEM	797 / 720	102 MM	
14259	SCANIA	D-8 (115.5/120 KW)	115 MM	OLD TYPE
14260	SCANIA	D-8/1(106.5/115.5KW)	115 MM	NEW TYPE
14261	SCANIA	D-11	127 MM	HN 0615200
14969	SCANIA		127.000MM	MH No.0613500 / KS No.09339L10
18067	SCANIA	112	127.000MM	MH 061 38 00
18068	SCANIA	113	127.000MM	MH 061 47 00
18069	SCANIA	142	127.000MM	MH 061 41 00
18070	SCANIA	143	127.000MM	
18071	SCANIA	DC9-11/12/13	127.000MM	OE 1430959
14262	SENDLING	DM 15	118 MM	
14241	SLAVIA	D-12	145 MM	
14242	SLAVIA	D-15	155 MM	
14243	SLAVIA	D-5	100 MM	
14244	SLAVIA	D-8	120 MM	
14276	STYER	7/9	110 MM	
14807	STFYR	OM 617	90.900 MM	KS No.-93444600 MH. No.-0024900
14808	STIHL	STIHL TURBO STD 70	52.000 MM	OE No.-0580230/0 / 05802-3-0/0
14809	STIHL	STIHL	58.000 MM	
14810	STIHL	STIHL 58 MM	58.000 MM	
14811	SUZUKI	IND. SUZUKI-50	50.000 MM	
14812	SUZUKI	G8B	68.500 MM	MH. No.-6430300
14813	SUZUKI	G10, G13.B	74.000 MM	OE No.-12111-63B5A OE No.-12111-82010 MH. No.-6430400
14814	SUZUKI	G13.A	74.000 MM	OE No. 12111 83000 MH. No.-6430600
14815	SUZUKI	G16A	75.000 MM	MH. No.-6430700
14816	TAM	4.203	91.480 MM	MH. No.-0432300
14817	TAM	M-34, M-34V	91.180 MM	MH. No.-0432300
14818	TAM	S 44, S 44V	98.480 MM	MH. No. 0434800
14819	TAM	F4 I 514, F6 I 614	110.000 MM	MH. No.-1011500
14820	TAM	F4 L 413 F, F4 L 413 FR F6 L 413 F, F6 L 413 FR F8 L 413 F	125.000 MM	MH. No.-1017200
14821	TORPEDO	F2L 912D, F3L 912D, F4L 912D, F5L 912D, F6L 912D	100.000 MM	MH. No. 0990100
14822	TORPEDO	F3L 912 D	100.000 MM	MH. No.-0993900
14823	TOYOTA	1E	72.000 MM	OE No.-13101-12010
14824	TOYOTA	2E	73.000 MM	OE No.-13101-11050
14825	TOYOTA	3E	73.000 MM	OE No.-13101-11081
14826	TOYOTA	4E	74.000 MM	OE No.-13101-11101



Reliable Engineering House

MANUFACTURERS EXPORTERS OF ENGINE PARTS FOR
AUTOMOBILES, TRACTORS & DIESEL ENGINES
AN ISO 9001:2015 CERTIFIED COMPANY

REH. NO.	MAKE	MODEL	BORE	REF.NO./PART NO./DETAILS
14827	TOYOTA	4K	75.000 MM	OE No. 13101-13020 OF No.-13101-13071 OE No.-13101-13022 OE No.-13101-15020
14828	TOYOTA	3A	77.500 MM	
14140	TOYOTA	5AFE	78.70MM	13101-15040
14829	TOYOTA	5K	80.500 MM	OE No.-13101-13030
14830	TOYOTA	12R	80.500 MM	OE No. 13101-31020/21
14831	TOYOTA	1S	80.500 MM	OF No.-13101-83010/20
14832	TOYOTA	4A	81.000 MM	OE No.-13101-16010
14833	TOYOTA	4A / 4AFE III	81.000 MM	OE No.-13101-16090 OE No.-13101-16110
14834	TOYOTA	5MGE	83.000 MM	OE No. 13101-43030 OF No.-13101-43031
14835	TOYOTA	7MGE / 7MG	83.000 MM	OE No.-13101-42070 OE No.-13101-42060
14285	TOYOTA	1C	83 MM	
14836	TOYOTA	21R / 21RC	84.000 MM	OE No.-13101-37050
14837	TOYOTA	13T	85.000 MM	OE No.-13101-18020
14362	TOYOTA	2C	86MM	13101-64090
14363	TOYOTA	2C-II	86MM	13101-64121
14364	TOYOTA	2C-T	86MM	13101-64141
14838	TOYOTA	1Y	86.000 MM	OE No.-13101-71010
14839	TOYOTA	2Y	86.000 MM	OE No.-13101-72010
14840	TOYOTA	3Y	86.000 MM	OE No.-13101-73010
14841	TOYOTA	1RZ	86.000 MM	OE No.-13101-75010
14842	TOYOTA	5SFE	87.000 MM	OE No.-13101-74130 OE No.-13101-74080
14843	TOYOTA	5R OLD	88.000 MM	OE No.-13101-44015
14844	TOYOTA	5R NEW	88.000 MM	OF No.-13101-44016
14845	TOYOTA	18R / 18RC / 18RB	88.500 MM	OE No.-13101-34010 OE No.-13101-34030 OE No.-13101-34040
14286	TOYOTA	NEW	90 MM	
14441	TOYOTA	21I	91MM	13101-68010
14846	TOYOTA	4Y	91.000 MM	OE No.-13101-73030
14365	TOYOTA	2L - 54060	92MM	13101-54060
14366	TOYOTA	2L -THE - 54080	92MM	13101-54080
14367	TOYOTA	2L - 54070	92MM	13101-54070
14368	TOYOTA	2L -T - 54090	92MM	13101-54090
14437	TOYOTA	QUALIS EURO1	92MM	13101-54070
14438	TOYOTA	QUALIS EURO2	92MM	13101-54130
14847	TOYOTA	22R-E	92.000 MM	OE No.-13101-35032
14848	TOYOTA	2F	94.000 MM	OE No.-13101-61010/11
14849	TOYOTA	11Z	94.000 MM	OF No.-13101-17010
14850	TOYOTA	3F	94.000 MM	OE No.-13101-61030
14851	TOYOTA	3RZ-FE / 3RZ-FZ	95.000 MM	OE No.-13101-75040 OE No.-13101-75041
14852	TOYOTA	11B	95.000 MM	OE No.-13101-56041/42
14853	TOYOTA	11B II	95.000 MM	OE No.-13101-56060
14854	TOYOTA	13 NLW	95.000 MM	OL No.-13101-56020/56021 OE No.-13101-56030/56031
14855	TOYOTA	2RZ / 2RZE	95.000 MM	OE No.-13101-75020
14856	TOYOTA	3L	96.000 MM	OE No.-13101-540100/101 OE No.-13101-54170
14857	TOYOTA	1KZ	96.000 MM	OL No.-13101-87030
14439	TOYOTA	5L	99.50MM	13101-54120



Reliable Engineering House

MANUFACTURERS EXPORTERS OF ENGINE PARTS FOR
AUTOMOBILES, TRACTORS & DIESEL ENGINES
AN ISO 9001:2015 CERTIFIED COMPANY

REH. NO.	MAKE	MODEL	BORE	REF.NO./PART NO./DETAILS
14858	TOYOTA	4FZ FE	100.000 MM	OE No. 13101 88020
14859	TOYOTA	4FZ-FE II	100.000 MM	OE No. -13101-88040
14370	TOYOTA	13B	102MM	13101-58020
14371	TOYOTA	14B	102MM	13101-58030
14860	TOYOTA	14B DIESEL	102.000 MM	OE No.-13101-58040
14861	TOYOTA	3B II	102.000 MM	OE No. 13101 58050
14430	URSUS	C-360	95MM	S4001/7FTOR 4011, 5511,S4001/2/3
14063	VESPA	VESPA PL-170	49.000 MM	
14864	VESPA	NVESPA XE	51.000 MM	
14865	VESPA	VESPA/BAJAJ 150cc	57.000 MM	
14866	VESPA	VESPA 2 PORT / BAJAJ CHITAK	57.000 MM	
14067	VESPA	VESPA 3 PORT / BAJAJ CLASSIC	57.000 MM	
14868	VESPA	VIJAY SUPER	57.000 MM	
14869	VESPA	VESPA 57.8	57.800 MM	
14870	VESPA	VESPA-NV	57.800 MM	
14071	VESPA	VESPA-58.5	58.500 MM	
18014	VIKYN	RV 145-2	100 mm	
18015	VIKYN	RV 165-2	105 mm	
18016	VIKYN	RV 195-2	110 mm	
14289	VM ENGINE	SV	105 MM	OLD TYPE
14290	VM ENGINE	SV	105 MM	NEW TYPE
14872	VOLKSWAGEN	AHT / ALD / ANV / AUC	67.100 MM	KS No. -94772600
14873	VOLKSWAGEN	AWY / BMD	76.500 MM	KS No. -99452600
14427	VOLVO	B20VB20B/B20F	88.89MM	TRACTOR (AE 20614)
14874	VOLVO	D 3.152	91.480 MM	MH. No. -0432400
14876	VOLVO-BM	A 3.152	91.480 MM	MH. No. -0432300
18072	VOLVO-BM	BM650 / TD-42	105.57 MM	BOLLINDER 650
18073	VOLVO	D-50	98.250 MM	
18074	VOLVO	TD 60 / 61	98.430 MM	
18075	VOLVO	TD-63	98.430 MM	
14875	VOLVO	D 39 C	98.480 MM	MH. No. -0433100
14292	VOLVO	D-70	104.77 MM	OE No.477988
18076	VOLVO	TD-103 / D10 EURO-II	120.71 MM	Pocket Type
18077	VOLVO	THD 103 / KF / KB / KD EURO-I	120.65 MM	Plain
18078	VOLVO	TD-101G / 3RV	120.65 MM	MH 037 76 10
18079	VOLVO	TD-100A / 4RV	120.65 MM	MH 037 74 00
18080	VOLVO	TD-122F / 3RV	130.18 MM	MH 038 04 00
18081	VOLVO	D-12D / EURO-III	131.MM	MH 038 08 00
14970	VOLVO	TD-122F	130.175MM	PT No. 090257
14877	YAMAHA	V-50	40.000 MM	
14878	YAMAHA	A-50	41.000 MM	
14879	YAMAHA	A-100	50.000 MM	
14880	YAMAHA	A-120	52.000 MM	
14064	YANMAR	TH-3/TS-50	70 MM	
14065	YANMAR	TH-4/TS-60	75 MM	
14066	YANMAR	TH-5/TS-70	80 MM	
14067	YANMAR	TH-7/TS-105	85 MM	
14068	YANMAR	NS-10/TS-120	88 MM	
14069	YANMAR	TH-8/TS-130	92 MM	
14070	YANMAR	TH-10/TS-155	95 MM	
14071	YANMAR	TS-180	102 MM	
14072	YANMAR	TS-190	110 MM	



Reliable Engineering House

MANUFACTURERS EXPORTERS OF ENGINE PARTS FOR
AUTOMOBILES, TRACTORS & DIESEL ENGINES
AN ISO 9001:2015 CERTIFIED COMPANY

REH. NO.	MAKE	MODEL	BORE	REF.NO./PART NO./DETAILS
14073	YANMAR	TS 230	112 MM	
14074	YANMAR	D-4	70 MM	
14075	YANMAR	D-5	75 MM	
14076	YANMAR	D-6/F-6	80 MM	
14077	YANMAR	D-7	85 MM	
14078	YANMAR	D-8	90 MM	
14079	YANMAR	F-9	95 MM	
14080	YANMAR	D-10	100 MM	
14081	YANMAR	NI-65	85 MM	
14082	YANMAR	NT-70	70 MM	
14083	YANMAR	NT-75	75 MM	
14084	YANMAR	NT-80	80 MM	
14085	YANMAR	NT-85	85 MM	
14086	YANMAR	NI-95	95 MM	
14139	YANMAR	NT-110	110 MM	
14140	YANMAR	N-15Y	110 MM	
14141	YANMAR	NP-16	110 MM	
14142	YANMAR	N-22Y	140 MM	
14143	YANMAR	N-28Y	145 MM	
14144	YANMAR	TF-50	74 MM	
14145	YANMAR	TF-60/TF-55	75 MM	
14146	YANMAR	TF-70/TF-65	78 MM	
14147	YANMAR	TF-75	80 MM	
14148	YANMAR	TF-85/TF-90	85 MM	
14149	YANMAR	TF-105/TF-110	88 MM	
14150	YANMAR	TF-115/TF-120	92 MM	
14151	YANMAR	TF-135/TF-140	96 MM	
14152	YANMAR	TF-155/160	102 MM	
14281	YANMAR	GE-36	84 MM	
14282	YANMAR	1500/2500	80 MM	
14283	YANMAR	YDG 2000/L 40	88 MM	
14284	YANMAR	YDG-3000/L-60	75 MM	
18017	YANMAR	3D 84 FORK LIFT	84 mm	YM129105-22080
14208	YANMAR MARINE	2S	85 MM	
14209	YANMAR MARINE	3 LK	85 MM	
14210	YANMAR MARINE	3 L-15	91.50 MM	
14211	YANMAR MARINE	3 FH-15	91.50 MM	
14212	YANMAR MARINE	3 M-15	91.50 MM	
14213	YANMAR MARINE	2I	95 MM	
14214	YANMAR MARINE	3T (G)	95 MM	DONGFENG D-12
14215	YANMAR MARINE	MD	100 MM	
14216	YANMAR MARINE	SM-3/SM-4	105 MM	
14217	YANMAR MARINE	3 ESY	115 MM	
14218	YANMAR MARINE	ESD	120 MM	
14219	YANMAR MARINE	1 EKD-130	130 MM	
14220	YANMAR MARINE	4 KL	140 MM	
14221	YANMAR MARINE	KD	145 MM	
14222	YANMAR MARINE	6 BN	155 MM	
14266	YAMAHA	EI-500	40 MM	
14267	YAMAHA	ET-900	45 MM	
14268	YAMAHA	ET-1500	52 MM	
14269	YAMAHA	MF-180	65 MM	
14270	YAMAHA	MF-260	73 MM	
14061	ZELOR	TRACTOR 2011/3011	95 MM	MH-5950500



Reliable Engineering House

MANUFACTURERS EXPORTERS OF ENGINE PARTS FOR
AUTOMOBILES, TRACTORS & DIESEL ENGINES
AN ISO 9001:2015 CERTIFIED COMPANY

REH. NO.	MAKE	MODEL	BORE	REF.NO./PART NO./DETAILS
14881	ZETOR	4701,4711,4712,4718 6701,5911,6211,6711, 6710,6245,6745,6748	100.000 MM	
14882	ZETOR	4901, 5201, 6901, 7201	102.000 MM	MH. No.-5951100
14883	ZETOR	5202, 7201	102.000 MM	MH. No.-5951200
14087	ZETOR	TRACTOR 25A	105 MM	
14088	ZETOR	TRACTOR	110 MM	